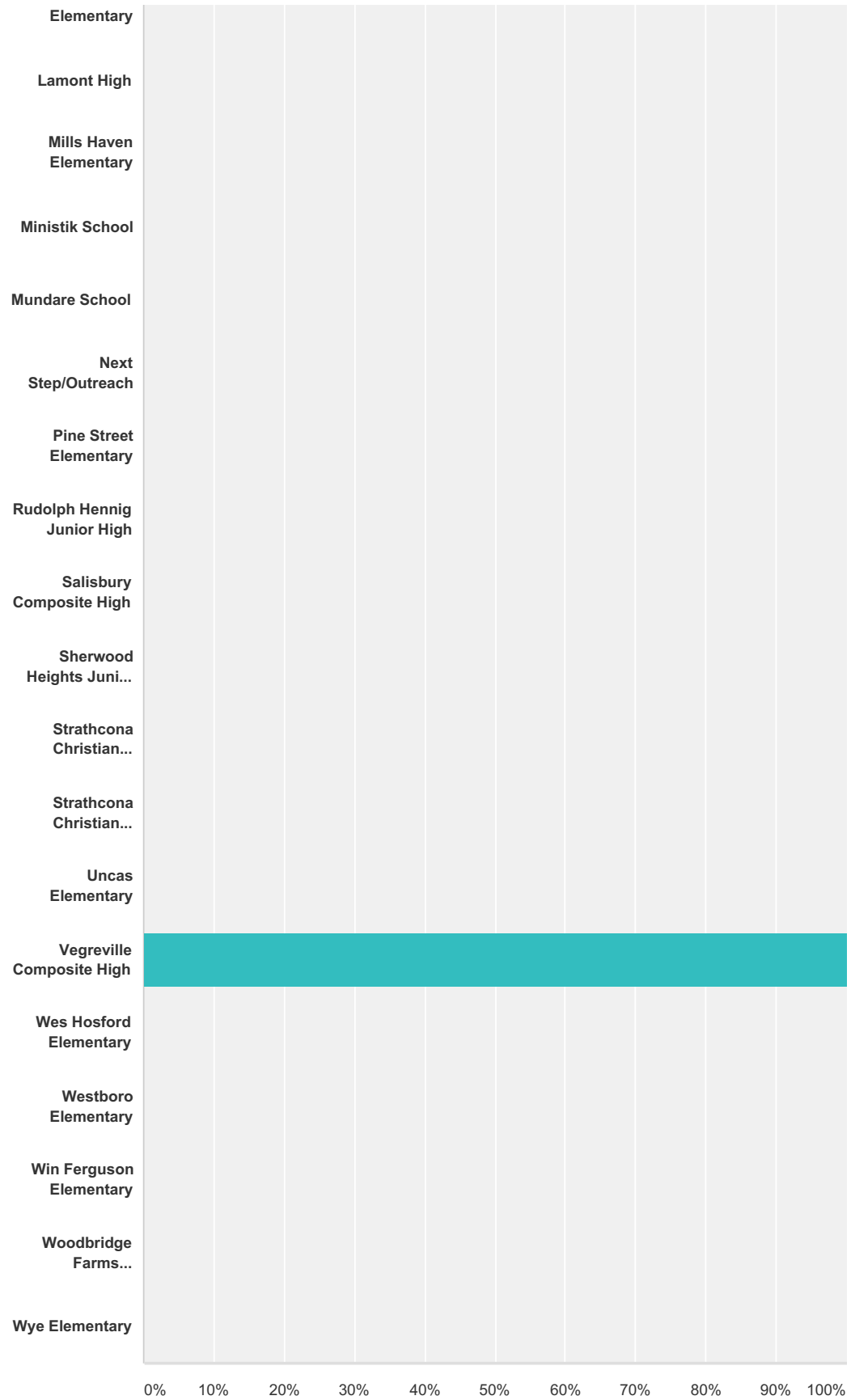


### Q1 Please indicate the school your child attends.

Answered: 59 Skipped: 0

A.L. Horton Elementary										
Andrew School										
École Élémentaire...										
Ardrossan Junior Senio...										
Bev Facey Community High										
Brentwood Elementary										
Bruderheim School										
Clover Bar Junior High										
École Campbelltown										
École Parc Élémentaire										
F.R. Haythorne Junior High										
Fort Saskatchewan...										
Fort Saskatchewan...										
Fort Saskatchewan...										
Fultonvale Elementary...										
Glen Allan Elementary										
James Mowat Elementary										
Lakeland Ridge										
Lamont										

# EIPS Parent Survey 2016-2017



Answer Choices	Responses
----------------	-----------

## EIPS Parent Survey 2016-2017

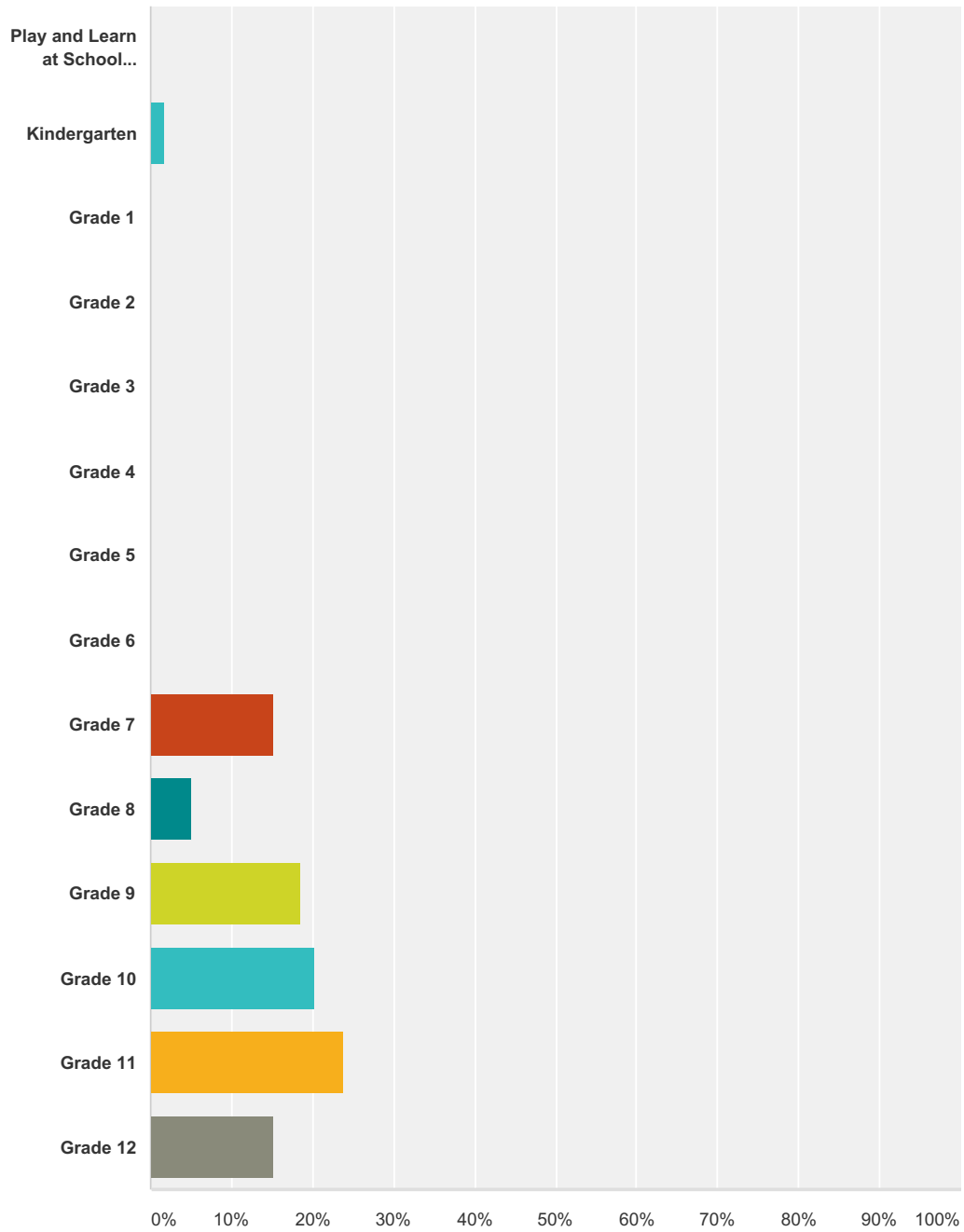
A.L. Horton Elementary	0.00%	0
Andrew School	0.00%	0
École Élémentaire Ardrossan Elementary	0.00%	0
Ardrossan Junior Senior High	0.00%	0
Bev Facey Community High	0.00%	0
Brentwood Elementary	0.00%	0
Bruderheim School	0.00%	0
Clover Bar Junior High	0.00%	0
École Campbelltown	0.00%	0
École Parc Élémentaire	0.00%	0
F.R. Haythorne Junior High	0.00%	0
Fort Saskatchewan Christian	0.00%	0
Fort Saskatchewan Elementary	0.00%	0
Fort Saskatchewan Senior High	0.00%	0
Fultonvale Elementary Junior High	0.00%	0
Glen Allan Elementary	0.00%	0
James Mowat Elementary	0.00%	0
Lakeland Ridge	0.00%	0
Lamont Elementary	0.00%	0
Lamont High	0.00%	0
Mills Haven Elementary	0.00%	0
Ministik School	0.00%	0
Mundare School	0.00%	0
Next Step/Outreach	0.00%	0
Pine Street Elementary	0.00%	0
Rudolph Hennig Junior High	0.00%	0
Salisbury Composite High	0.00%	0
Sherwood Heights Junior High	0.00%	0
Strathcona Christian Academy Elementary	0.00%	0
Strathcona Christian Academy Secondary	0.00%	0
Uncas Elementary	0.00%	0
Vegreville Composite High	100.00%	59
Wes Hosford Elementary	0.00%	0
Westboro Elementary	0.00%	0

## EIPS Parent Survey 2016-2017

Win Ferguson Elementary	0.00%	0
Woodbridge Farms Elementary	0.00%	0
Wye Elementary	0.00%	0
<b>Total</b>		<b>59</b>

## Q2 Please indicate your child's grade.

Answered: 59 Skipped: 0



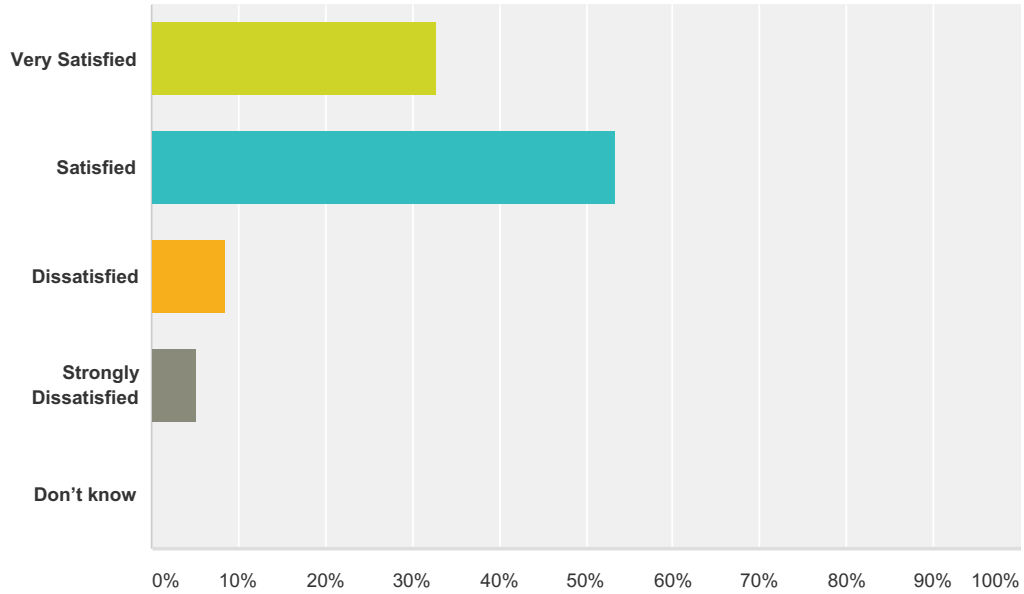
Answer Choices	Responses
Play and Learn at School (PALS)	0.00% 0
Kindergarten	1.69% 1
Grade 1	0.00% 0
Grade 2	0.00% 0
Grade 3	0.00% 0

## EIPS Parent Survey 2016-2017

Grade 4	0.00%	0
Grade 5	0.00%	0
Grade 6	0.00%	0
Grade 7	15.25%	9
Grade 8	5.08%	3
Grade 9	18.64%	11
Grade 10	20.34%	12
Grade 11	23.73%	14
Grade 12	15.25%	9
<b>Total</b>		<b>59</b>

**Q3 How satisfied are you with the quality of education that your child is receiving at his/her school?**

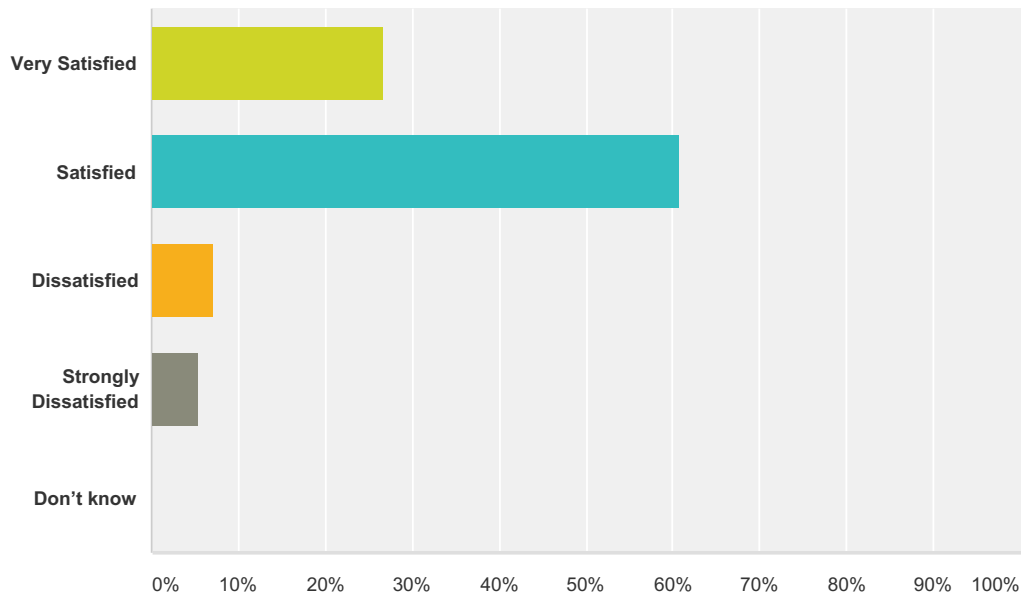
Answered: 58 Skipped: 1



Answer Choices	Responses	
Very Satisfied	32.76%	19
Satisfied	53.45%	31
Dissatisfied	8.62%	5
Strongly Dissatisfied	5.17%	3
Don't know	0.00%	0
<b>Total</b>		<b>58</b>

### Q4 How satisfied are you with the quality of teaching at your child's school?

Answered: 56 Skipped: 3

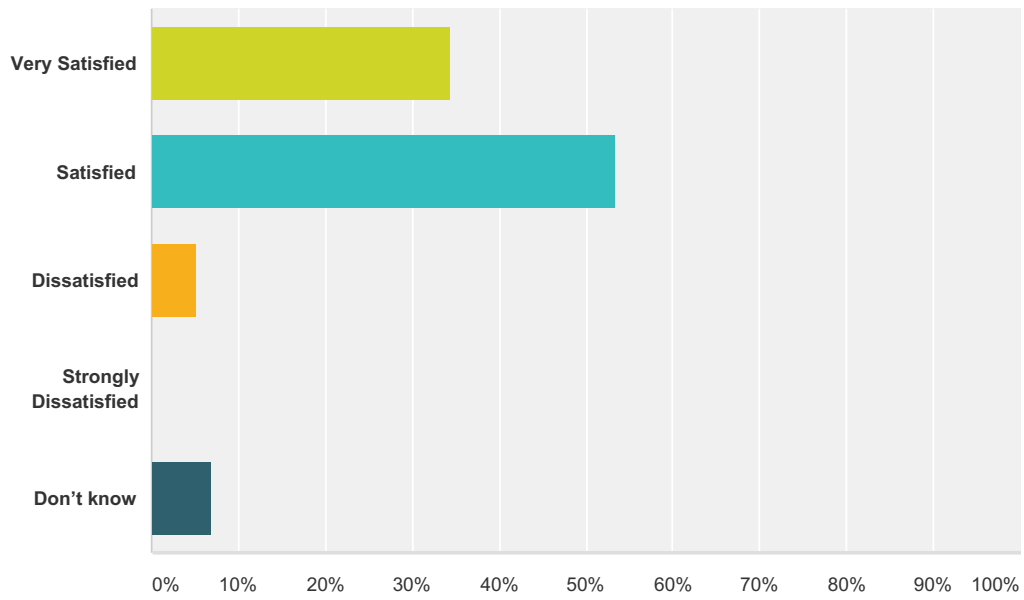


Answer Choices	Responses	Count
Very Satisfied	26.79%	15
Satisfied	60.71%	34
Dissatisfied	7.14%	4
Strongly Dissatisfied	5.36%	3
Don't know	0.00%	0
<b>Total</b>		<b>56</b>



### Q5 How satisfied are you with the leadership in your child's school?

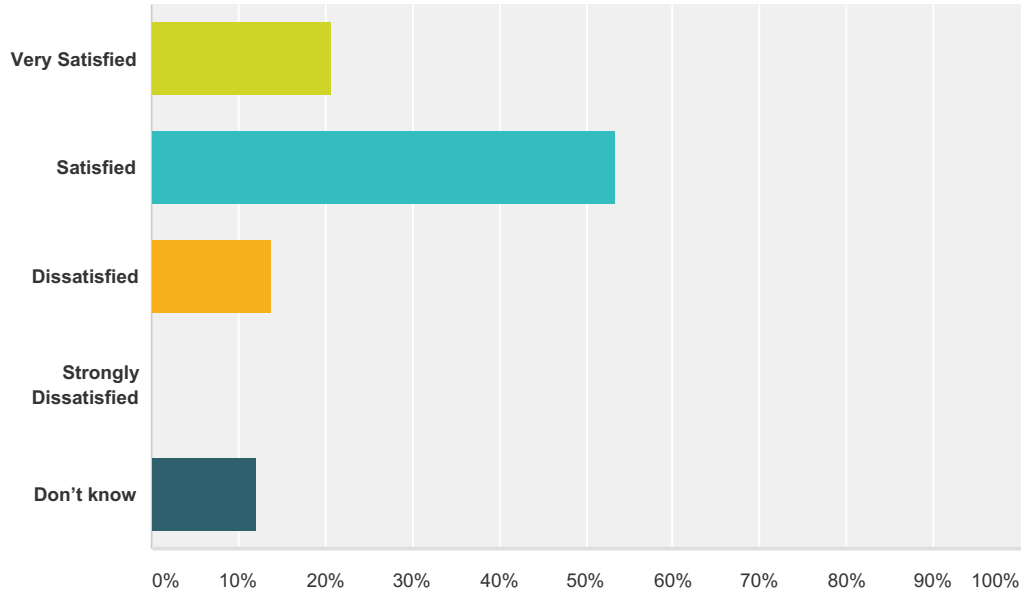
Answered: 58 Skipped: 1



Answer Choices	Responses	Count
Very Satisfied	34.48%	20
Satisfied	53.45%	31
Dissatisfied	5.17%	3
Strongly Dissatisfied	0.00%	0
Don't know	6.90%	4
<b>Total</b>		<b>58</b>

### Q6 How satisfied are you with the opportunity to be involved in decisions at your child's school?

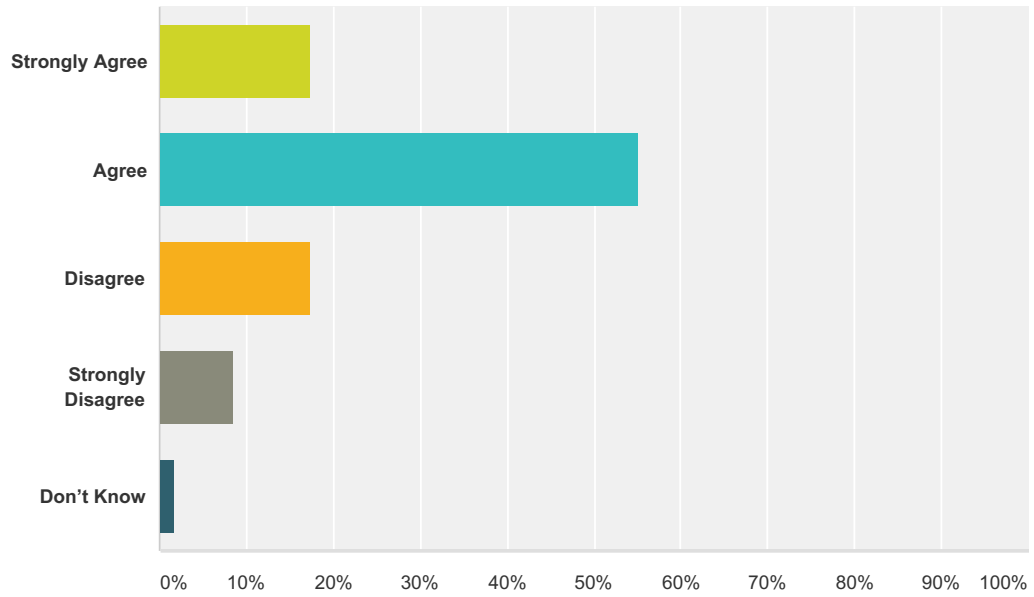
Answered: 58 Skipped: 1



Answer Choices	Responses	
Very Satisfied	20.69%	12
Satisfied	53.45%	31
Dissatisfied	13.79%	8
Strongly Dissatisfied	0.00%	0
Don't know	12.07%	7
<b>Total</b>		<b>58</b>

### Q7 My child's individual needs are met.

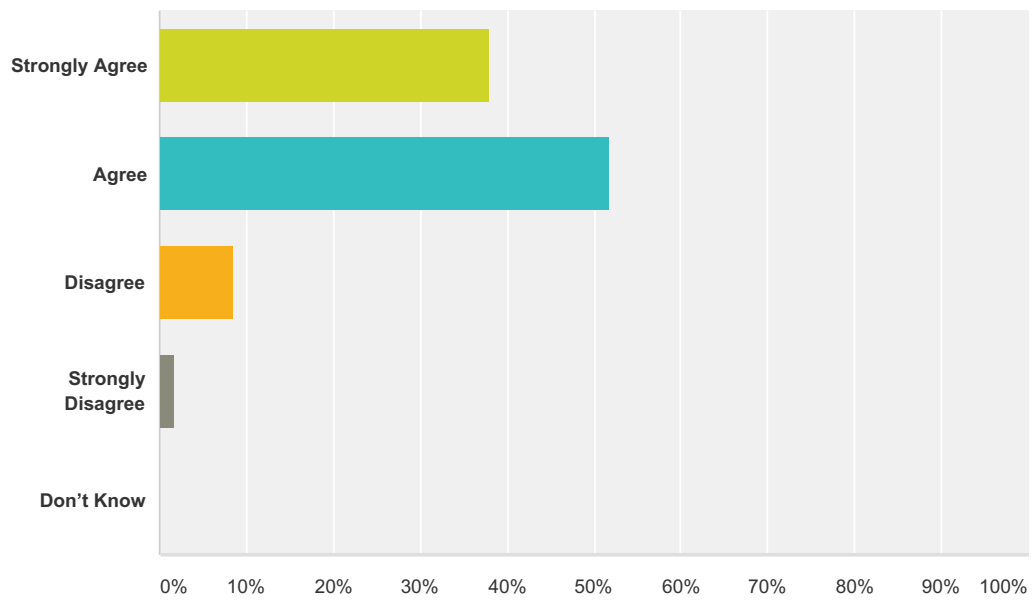
Answered: 58 Skipped: 1



Answer Choices	Responses	
Strongly Agree	17.24%	10
Agree	55.17%	32
Disagree	17.24%	10
Strongly Disagree	8.62%	5
Don't Know	1.72%	1
<b>Total</b>		<b>58</b>

**Q8 The school keeps me informed about my child's progress and achievement.**

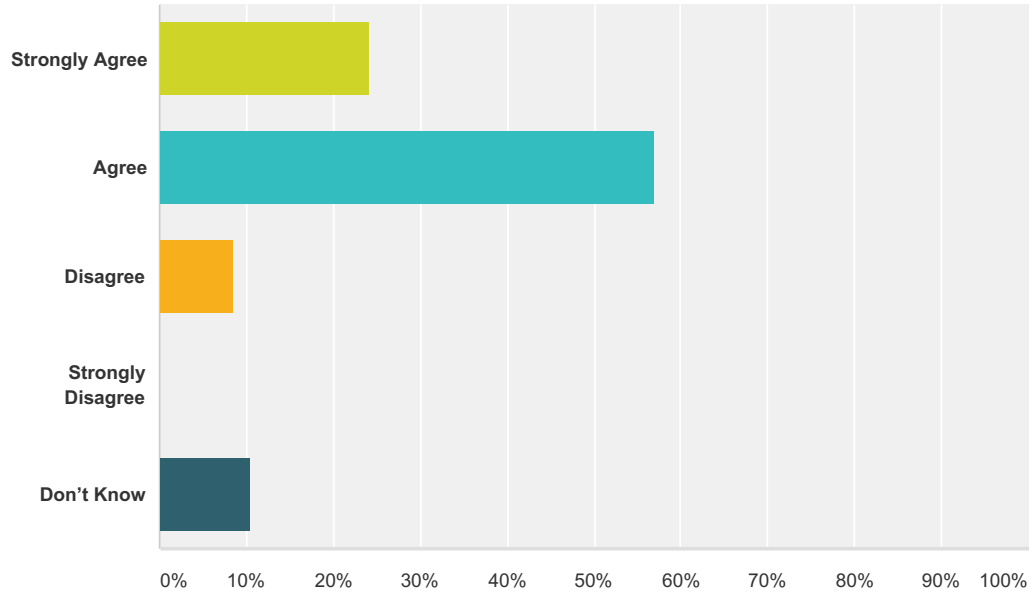
Answered: 58 Skipped: 1



Answer Choices	Responses	Count
Strongly Agree	37.93%	22
Agree	51.72%	30
Disagree	8.62%	5
Strongly Disagree	1.72%	1
Don't Know	0.00%	0
<b>Total</b>		<b>58</b>

**Q9 The rights and responsibilities of citizenship are reinforced in my child's school.**

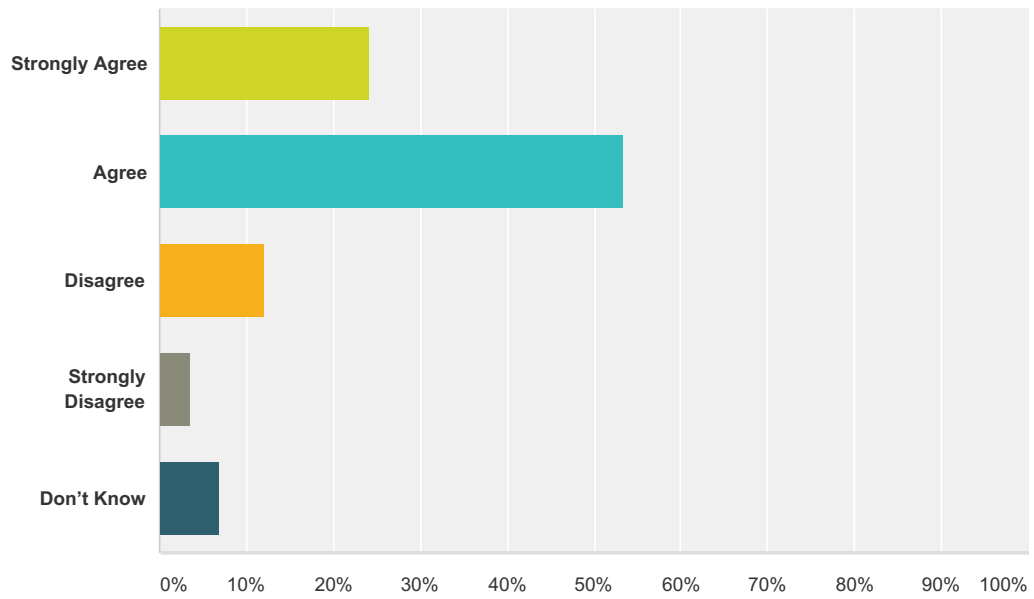
Answered: 58 Skipped: 1



Answer Choices	Responses	
Strongly Agree	24.14%	14
Agree	56.90%	33
Disagree	8.62%	5
Strongly Disagree	0.00%	0
Don't Know	10.34%	6
<b>Total</b>		<b>58</b>

### Q10 The school staff care about my child.

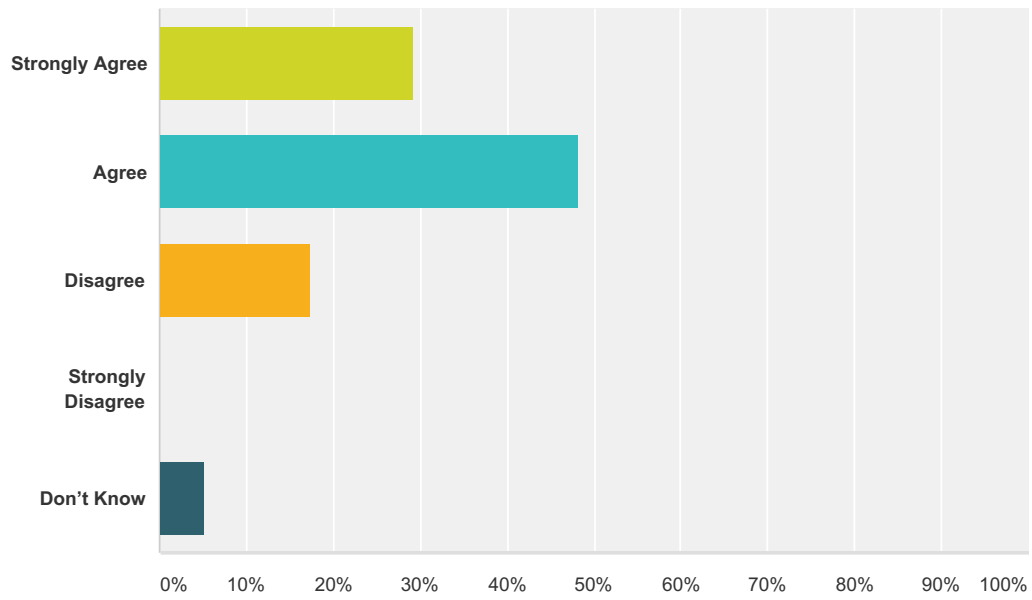
Answered: 58 Skipped: 1



Answer Choices	Responses	
Strongly Agree	24.14%	14
Agree	53.45%	31
Disagree	12.07%	7
Strongly Disagree	3.45%	2
Don't Know	6.90%	4
<b>Total</b>		<b>58</b>

### Q11 My child is encouraged at school to do his or her best.

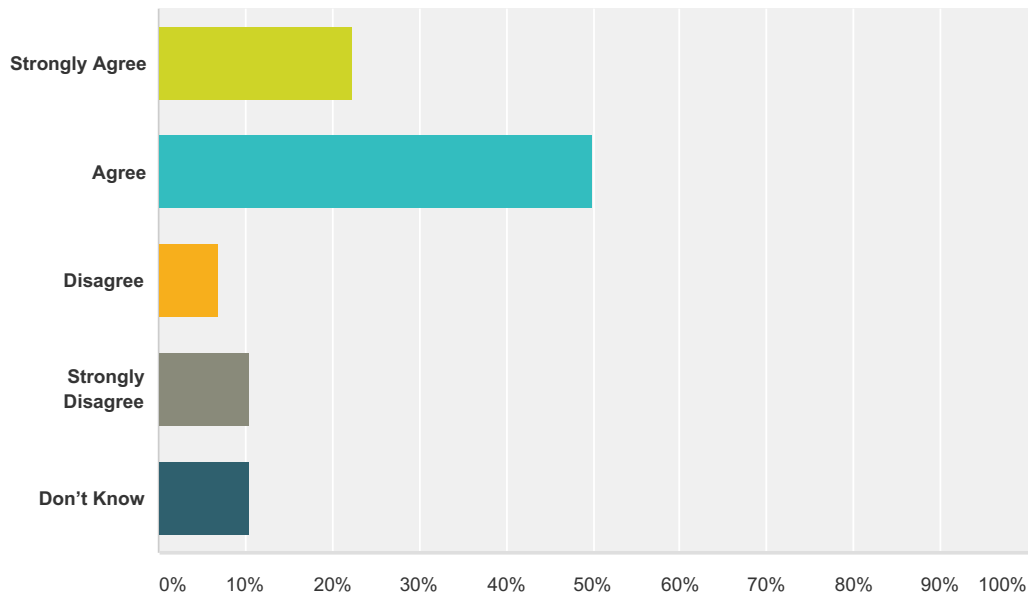
Answered: 58 Skipped: 1



Answer Choices	Responses	
Strongly Agree	29.31%	17
Agree	48.28%	28
Disagree	17.24%	10
Strongly Disagree	0.00%	0
Don't Know	5.17%	3
<b>Total</b>		<b>58</b>

### Q12 Discipline is handled in a fair and reasonable manner in my child's school.

Answered: 58 Skipped: 1

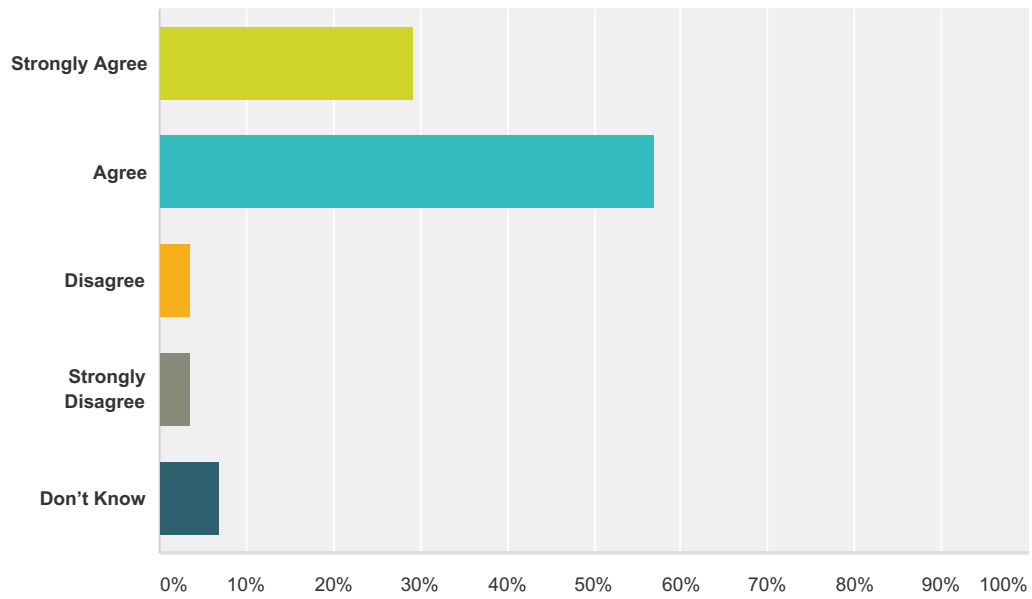


Answer Choices	Responses	
Strongly Agree	22.41%	13
Agree	50.00%	29
Disagree	6.90%	4
Strongly Disagree	10.34%	6
Don't Know	10.34%	6
<b>Total</b>		<b>58</b>



### Q13 My child's school is safe.

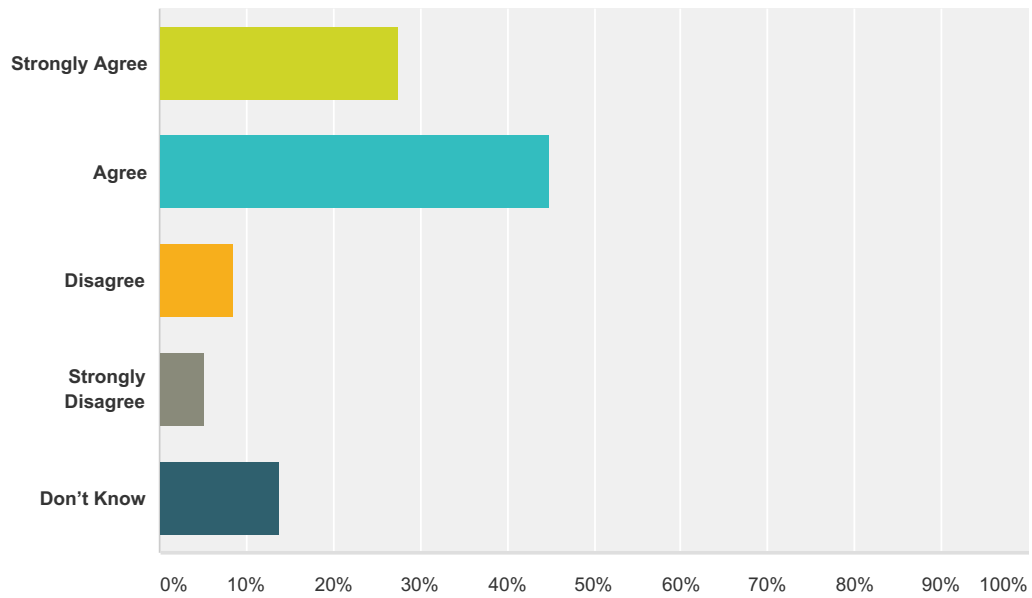
Answered: 58 Skipped: 1



Answer Choices	Responses	
Strongly Agree	29.31%	17
Agree	56.90%	33
Disagree	3.45%	2
Strongly Disagree	3.45%	2
Don't Know	6.90%	4
<b>Total</b>		<b>58</b>

### Q14 There is open and honest communication within my child's school.

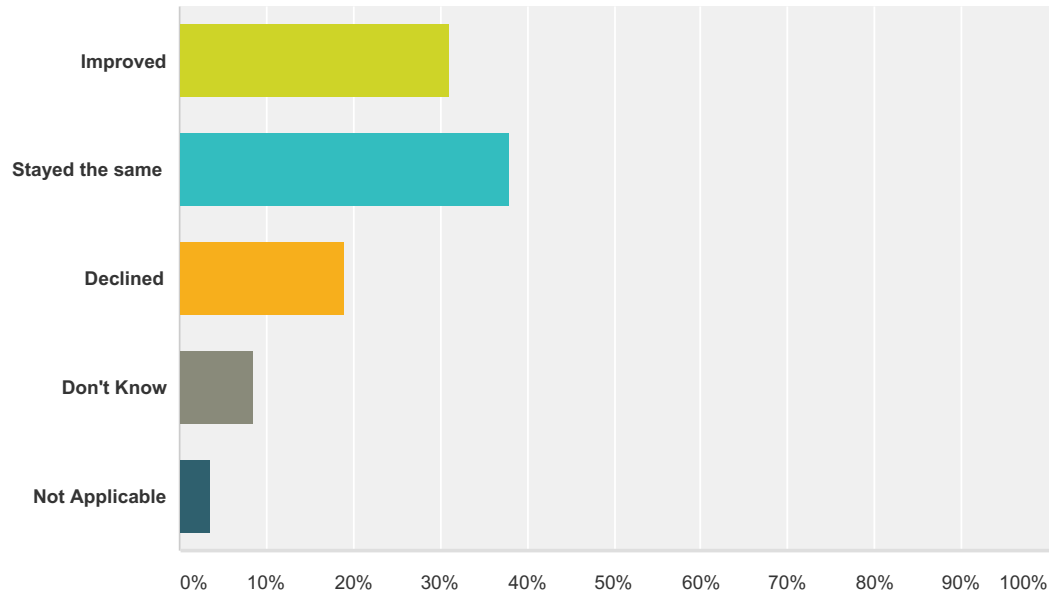
Answered: 58 Skipped: 1



Answer Choices	Responses	
Strongly Agree	27.59%	16
Agree	44.83%	26
Disagree	8.62%	5
Strongly Disagree	5.17%	3
Don't Know	13.79%	8
<b>Total</b>		<b>58</b>

**Q15 In your opinion, has the quality of education that your child experienced at school improved, stayed the same, or declined in the past three years?**

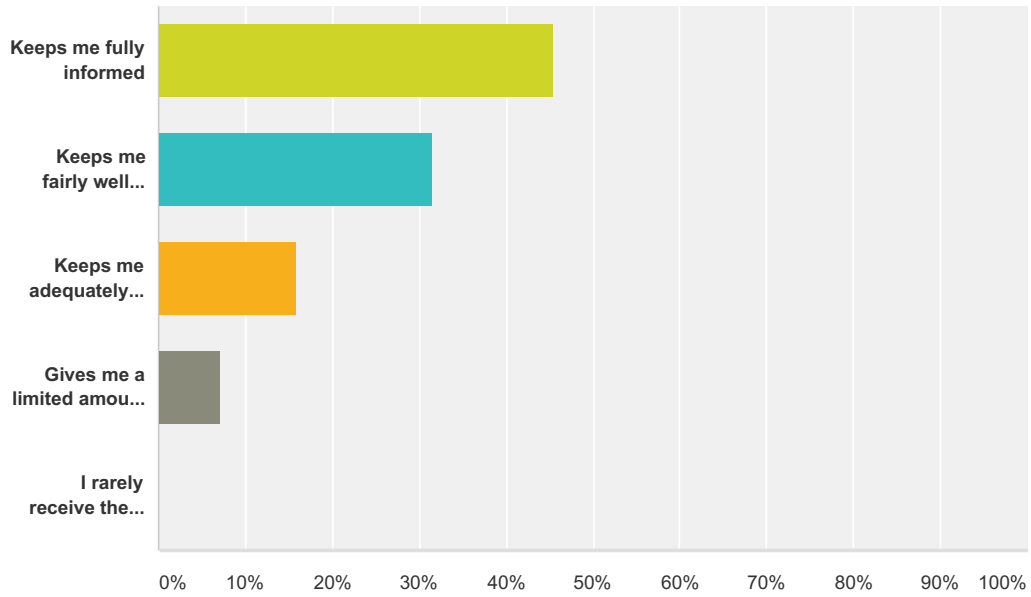
Answered: 58 Skipped: 1



Answer Choices	Responses	Count
Improved	31.03%	18
Stayed the same	37.93%	22
Declined	18.97%	11
Don't Know	8.62%	5
Not Applicable	3.45%	2
<b>Total</b>		<b>58</b>

**Q16 Elk Island Public Schools appreciates the opportunity to stay connected with parents about news, activities, programs and other matters of importance. What is your impression of the communications you receive from your school?**

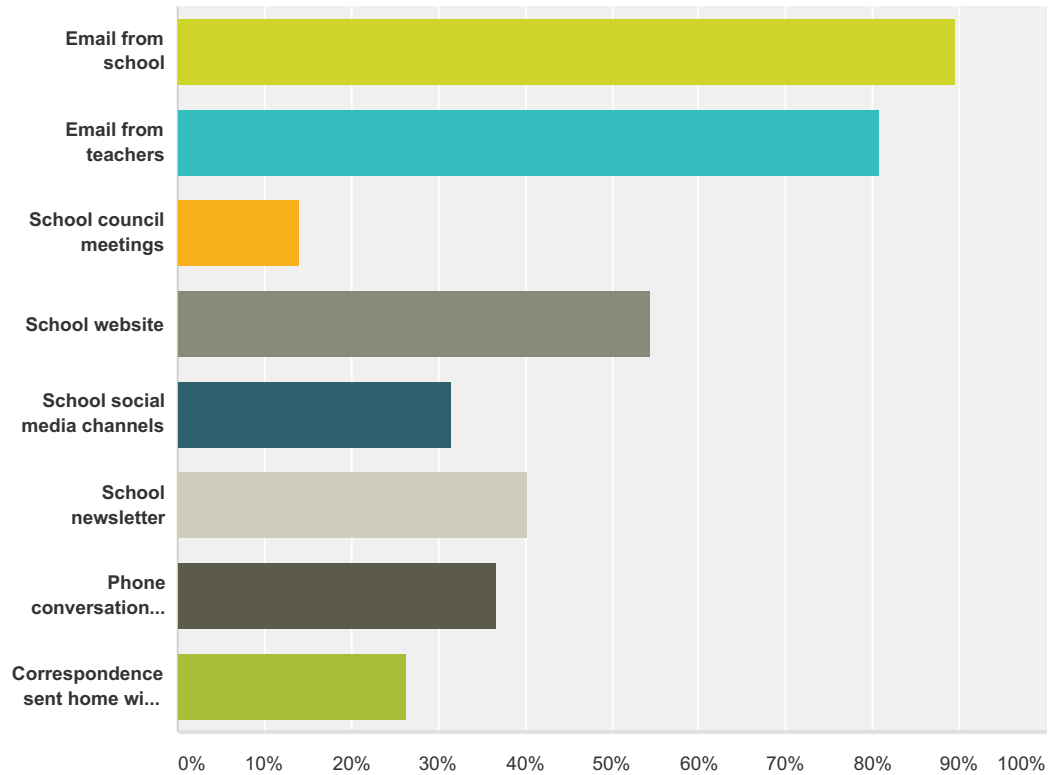
Answered: 57 Skipped: 2



Answer Choices	Responses
Keeps me fully informed	45.61% 26
Keeps me fairly well informed	31.58% 18
Keeps me adequately informed	15.79% 9
Gives me a limited amount of information	7.02% 4
I rarely receive the information I need	0.00% 0
<b>Total</b>	<b>57</b>

**Q17 Do you regularly make use of the following to keep up to date on school activities, programs, etc.? Check all that apply.**

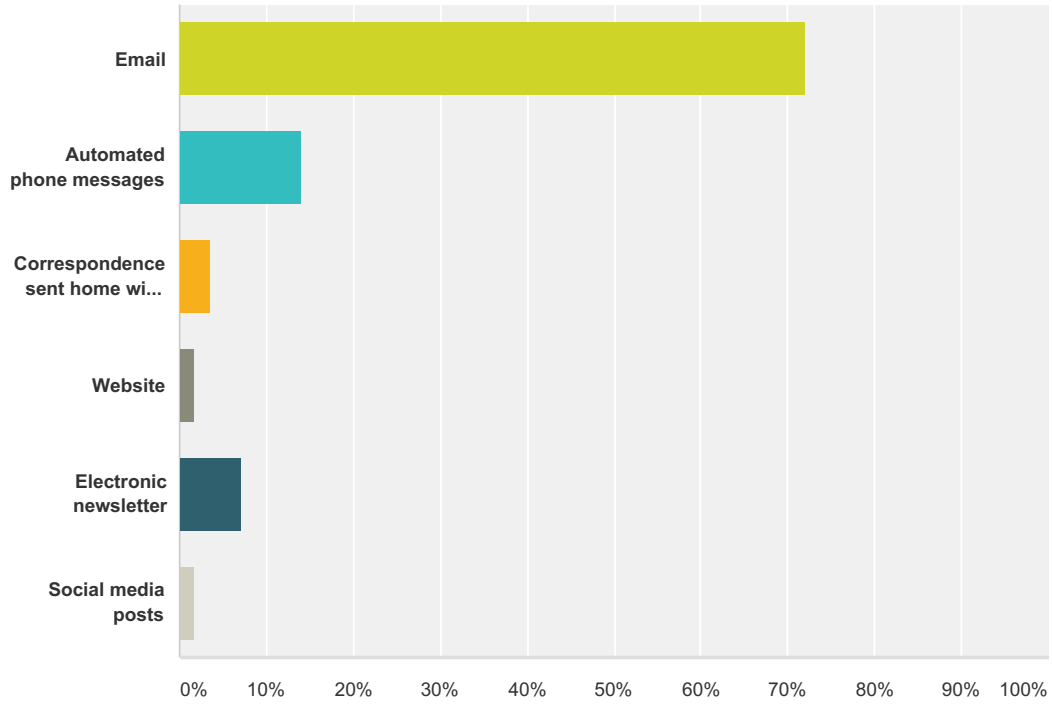
Answered: 57 Skipped: 2



Answer Choices	Responses	
Email from school	89.47%	51
Email from teachers	80.70%	46
School council meetings	14.04%	8
School website	54.39%	31
School social media channels	31.58%	18
School newsletter	40.35%	23
Phone conversations with school and/or teachers	36.84%	21
Correspondence sent home with your child	26.32%	15
<b>Total Respondents: 57</b>		

### Q18 What is your most preferred method of communications from the school and Division?

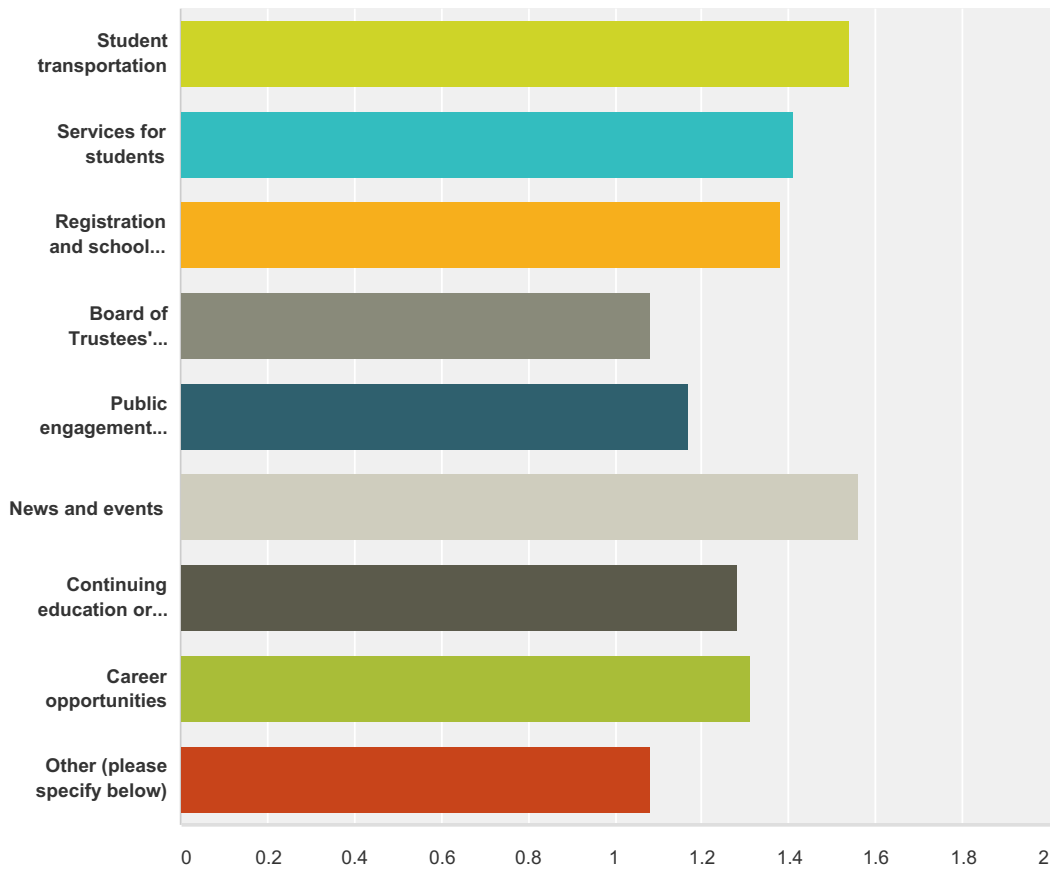
Answered: 57 Skipped: 2



Answer Choices	Responses
Email	71.93% 41
Automated phone messages	14.04% 8
Correspondence sent home with your child	3.51% 2
Website	1.75% 1
Electronic newsletter	7.02% 4
Social media posts	1.75% 1
<b>Total</b>	<b>57</b>

**Q19 Do you visit the Division website (www.eips.ca) for information on:**

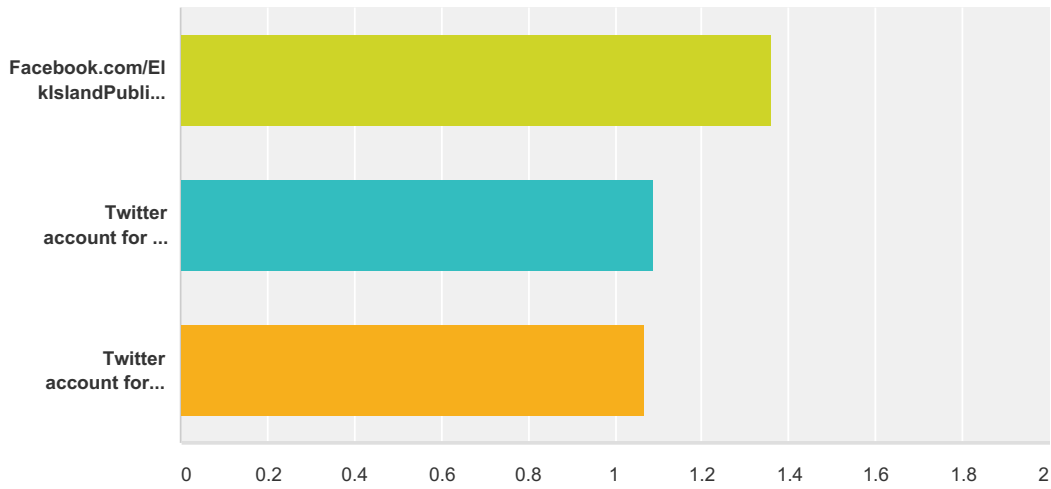
Answered: 56 Skipped: 3



	Yes	No	Total	Weighted Average
Student transportation	53.70% 29	46.30% 25	54	1.54
Services for students	41.18% 21	58.82% 30	51	1.41
Registration and school boundaries	38.46% 20	61.54% 32	52	1.38
Board of Trustees' meetings	7.69% 4	92.31% 48	52	1.08
Public engagement initiatives	17.31% 9	82.69% 43	52	1.17
News and events	55.77% 29	44.23% 23	52	1.56
Continuing education or summer courses	28.30% 15	71.70% 38	53	1.28
Career opportunities	31.37% 16	68.63% 35	51	1.31
Other (please specify below)	7.69% 3	92.31% 36	39	1.08

**Q20 Elk Island Public Schools shares news and information on its social media channels. Do you follow:**

Answered: 56 Skipped: 3



	Yes	No	Total	Weighted Average
Facebook.com/ElkIslandPublicSchools	<b>35.71%</b> 20	<b>64.29%</b> 36	56	1.36
Twitter account for the Division (@eips)	<b>9.09%</b> 5	<b>90.91%</b> 50	55	1.09
Twitter account for EIPS Student Transportation (@eipsST)	<b>7.27%</b> 4	<b>92.73%</b> 51	55	1.07