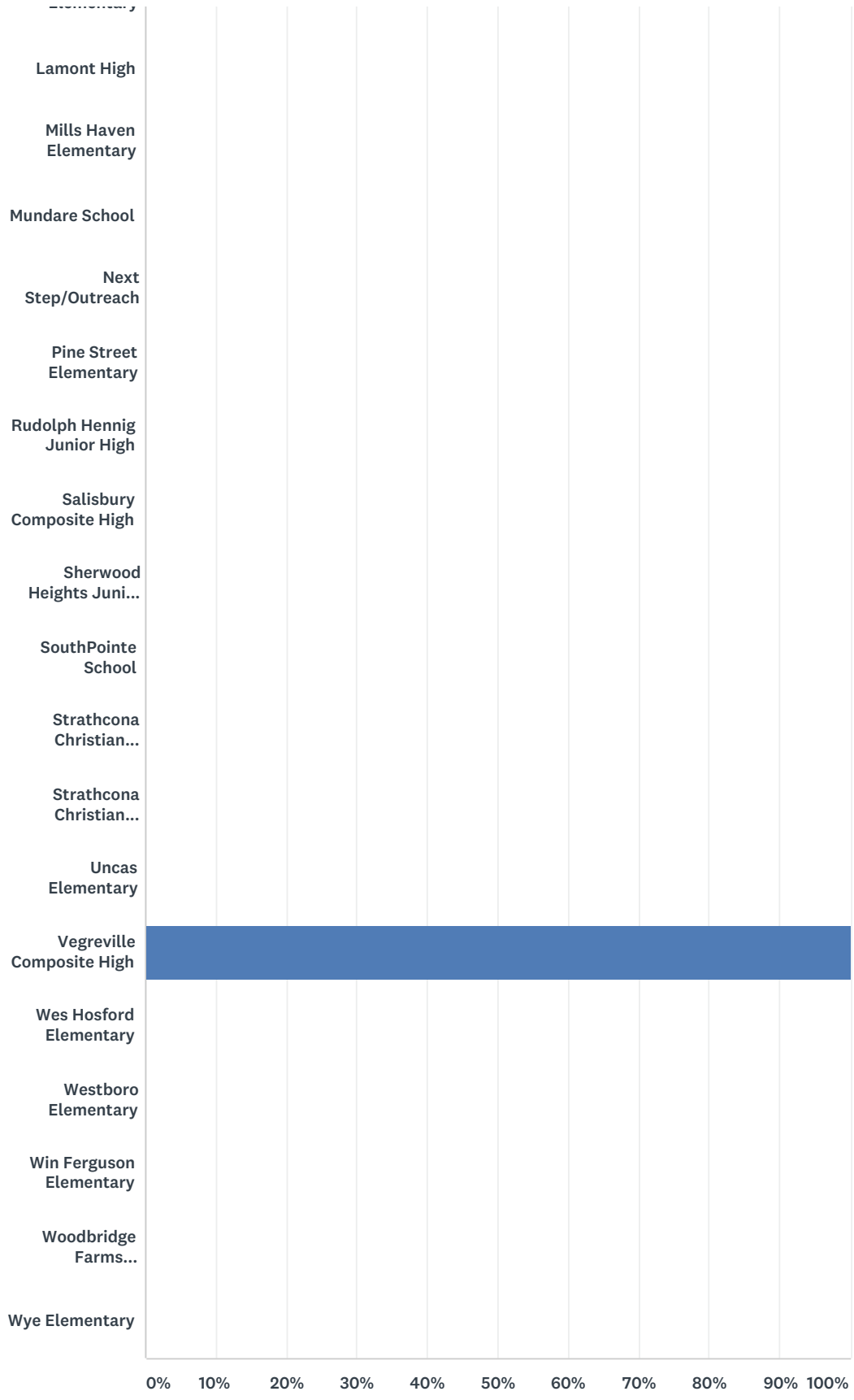




# EIPS Parent Survey 2017-18



ANSWER CHOICES	RESPONSES
A.L. Horton Elementary	0.00% <span style="float: right; margin-right: 20px;">0</span>

## EIPS Parent Survey 2017-18

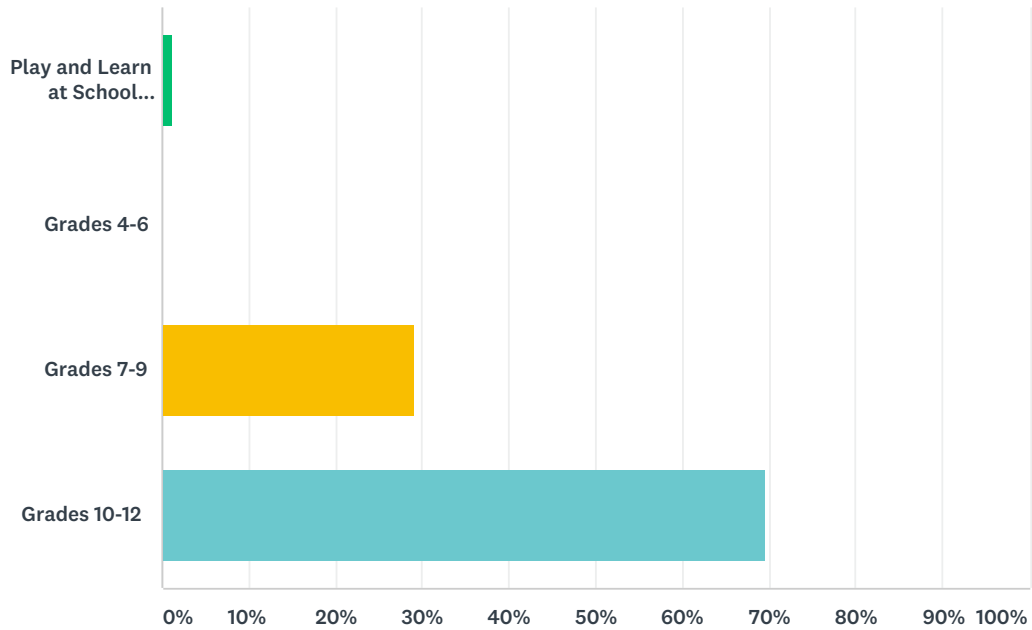
Andrew School	0.00%	0
Ardrossan Elementary	0.00%	0
Ardrossan Junior Senior High	0.00%	0
Bev Facey Community High	0.00%	0
Brentwood Elementary	0.00%	0
Bruderheim School	0.00%	0
Clover Bar Junior High	0.00%	0
École Campbelltown	0.00%	0
École Parc Élémentaire	0.00%	0
F.R. Haythorne Junior High	0.00%	0
Fort Saskatchewan Christian	0.00%	0
Fort Saskatchewan Elementary	0.00%	0
Fort Saskatchewan Senior High	0.00%	0
Fultonvale Elementary Junior High	0.00%	0
Glen Allan Elementary	0.00%	0
James Mowat Elementary	0.00%	0
Lakeland Ridge	0.00%	0
Lamont Elementary	0.00%	0
Lamont High	0.00%	0
Mills Haven Elementary	0.00%	0
Mundare School	0.00%	0
Next Step/Outreach	0.00%	0
Pine Street Elementary	0.00%	0
Rudolph Hennig Junior High	0.00%	0
Salisbury Composite High	0.00%	0
Sherwood Heights Junior High	0.00%	0
SouthPointe School	0.00%	0
Strathcona Christian Academy Elementary	0.00%	0
Strathcona Christian Academy Secondary	0.00%	0
Uncas Elementary	0.00%	0
Vegreville Composite High	100.00%	86
Wes Hosford Elementary	0.00%	0
Westboro Elementary	0.00%	0
Win Ferguson Elementary	0.00%	0

## EIPS Parent Survey 2017-18

Woodbridge Farms Elementary	0.00%	0
Wye Elementary	0.00%	0
TOTAL		86

## Q2 Please indicate your child's grade.

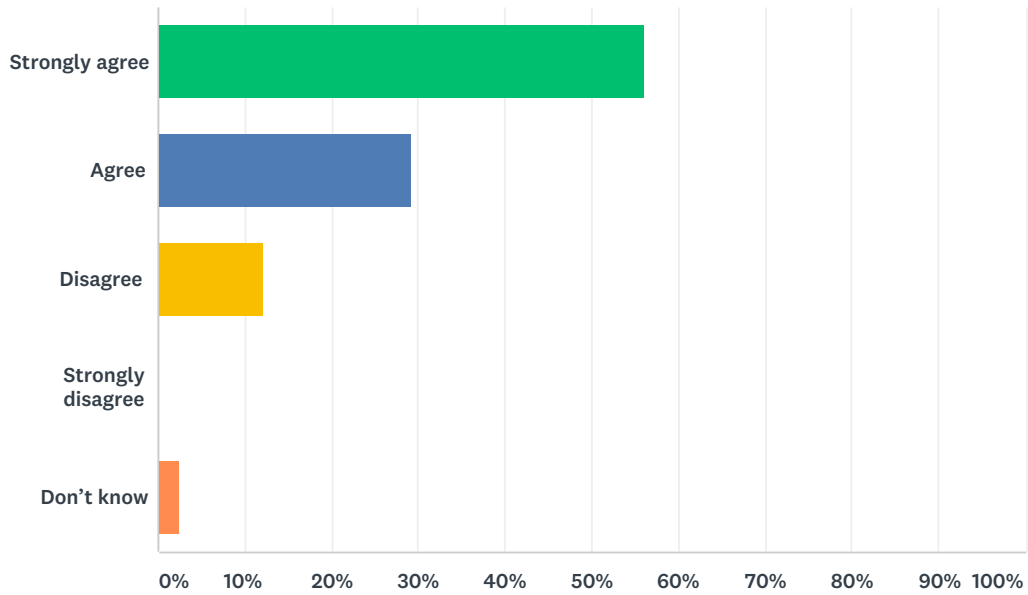
Answered: 86 Skipped: 0



ANSWER CHOICES	RESPONSES
Play and Learn at School (PALS)KindergartenGrades 1-3	1.16% 1
Grades 4-6	0.00% 0
Grades 7-9	29.07% 25
Grades 10-12	69.77% 60
TOTAL	86

### Q3 My child's individual needs are met.

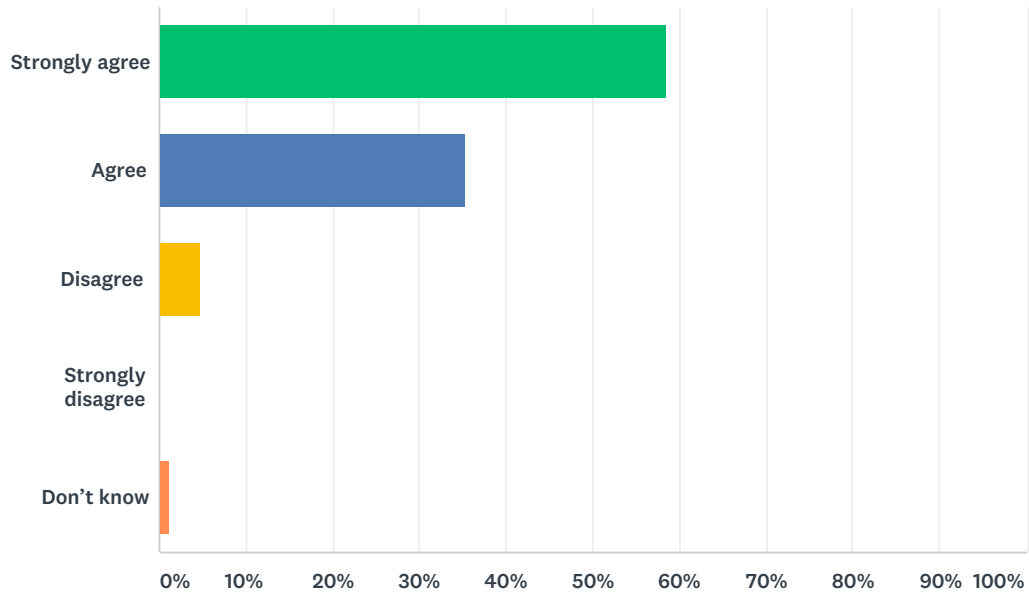
Answered: 82 Skipped: 4



ANSWER CHOICES	RESPONSES	
Strongly agree	56.10%	46
Agree	29.27%	24
Disagree	12.20%	10
Strongly disagree	0.00%	0
Don't know	2.44%	2
<b>TOTAL</b>		<b>82</b>

## Q4 My child is encouraged at school to do his or her best.

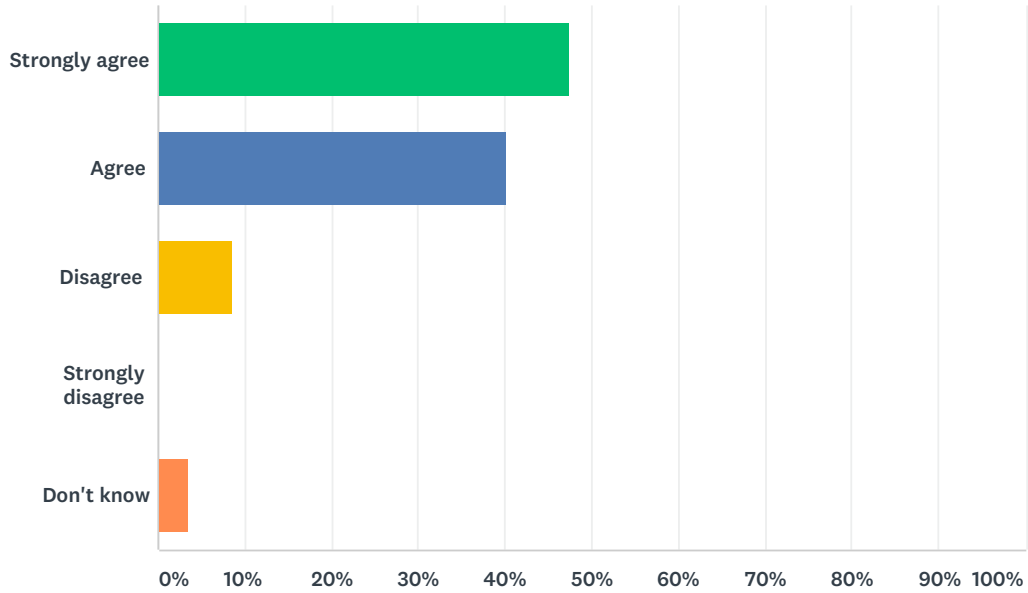
Answered: 82 Skipped: 4



ANSWER CHOICES	RESPONSES	
Strongly agree	58.54%	48
Agree	35.37%	29
Disagree	4.88%	4
Strongly disagree	0.00%	0
Don't know	1.22%	1
<b>TOTAL</b>		<b>82</b>

### Q5 My child is demonstrating growth in literacy.

Answered: 82 Skipped: 4

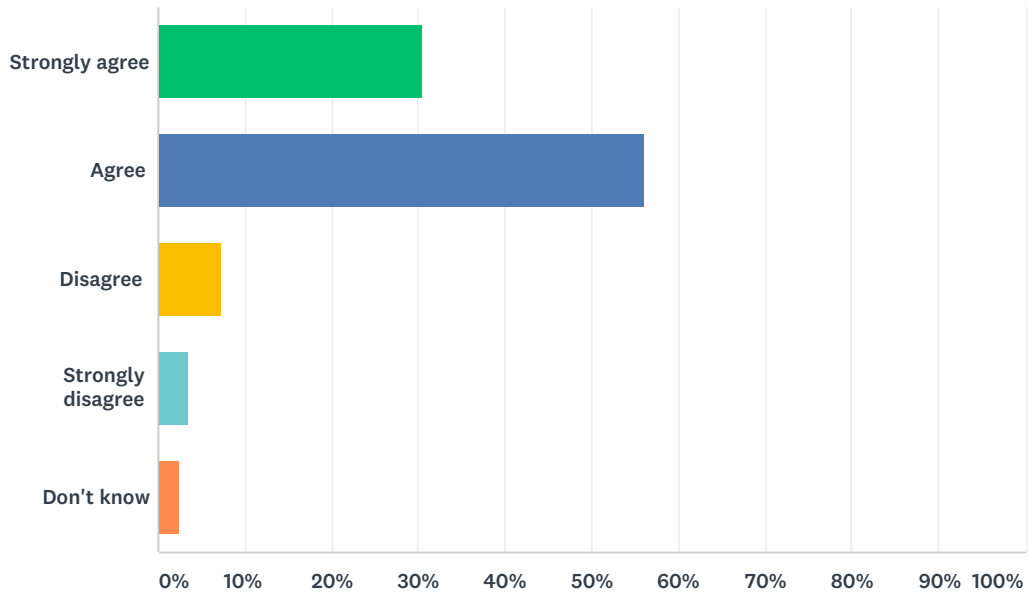


ANSWER CHOICES	RESPONSES	
Strongly agree	47.56%	39
Agree	40.24%	33
Disagree	8.54%	7
Strongly disagree	0.00%	0
Don't know	3.66%	3
<b>TOTAL</b>		<b>82</b>



## Q6 My child is demonstrating growth in numeracy.

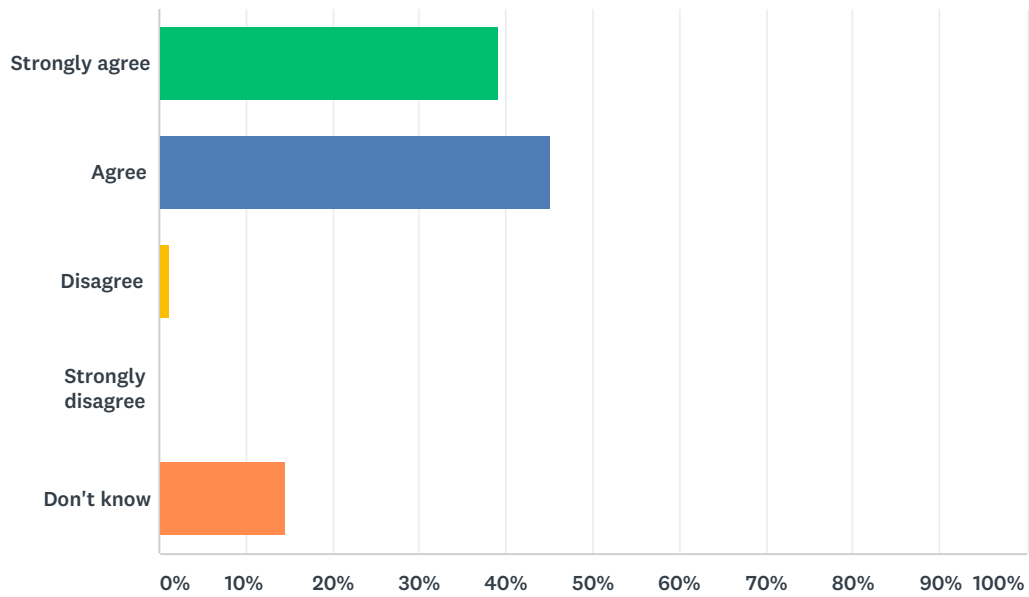
Answered: 82 Skipped: 4



ANSWER CHOICES	RESPONSES	
Strongly agree	30.49%	25
Agree	56.10%	46
Disagree	7.32%	6
Strongly disagree	3.66%	3
Don't know	2.44%	2
<b>TOTAL</b>		<b>82</b>

## Q7 My child has an understanding of First Nations, Métis and Inuit culture and history.

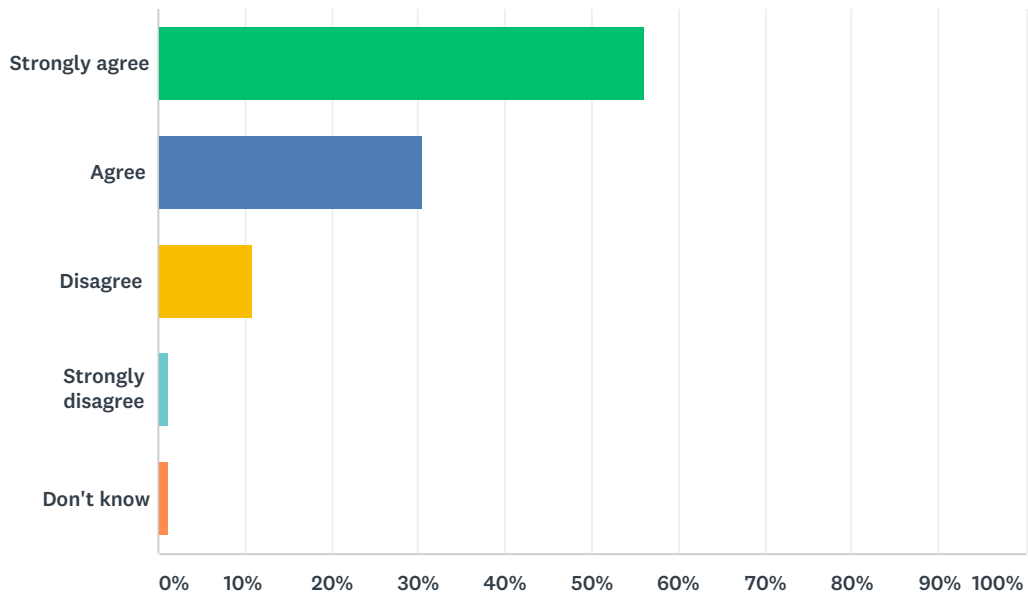
Answered: 82 Skipped: 4



ANSWER CHOICES	RESPONSES	
Strongly agree	39.02%	32
Agree	45.12%	37
Disagree	1.22%	1
Strongly disagree	0.00%	0
Don't know	14.63%	12
<b>TOTAL</b>		<b>82</b>

## Q8 My child is being taught knowledge, skills and attitudes necessary to be successful in life.

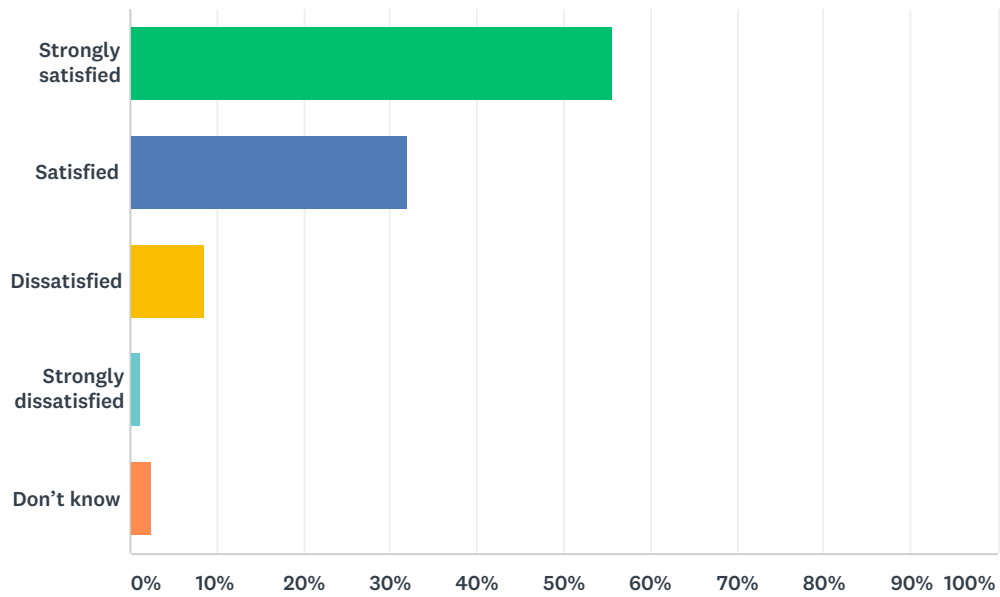
Answered: 82 Skipped: 4



ANSWER CHOICES	RESPONSES	
Strongly agree	56.10%	46
Agree	30.49%	25
Disagree	10.98%	9
Strongly disagree	1.22%	1
Don't know	1.22%	1
<b>TOTAL</b>		<b>82</b>

## Q9 How satisfied are you with the quality of education your child is receiving at his or her school?

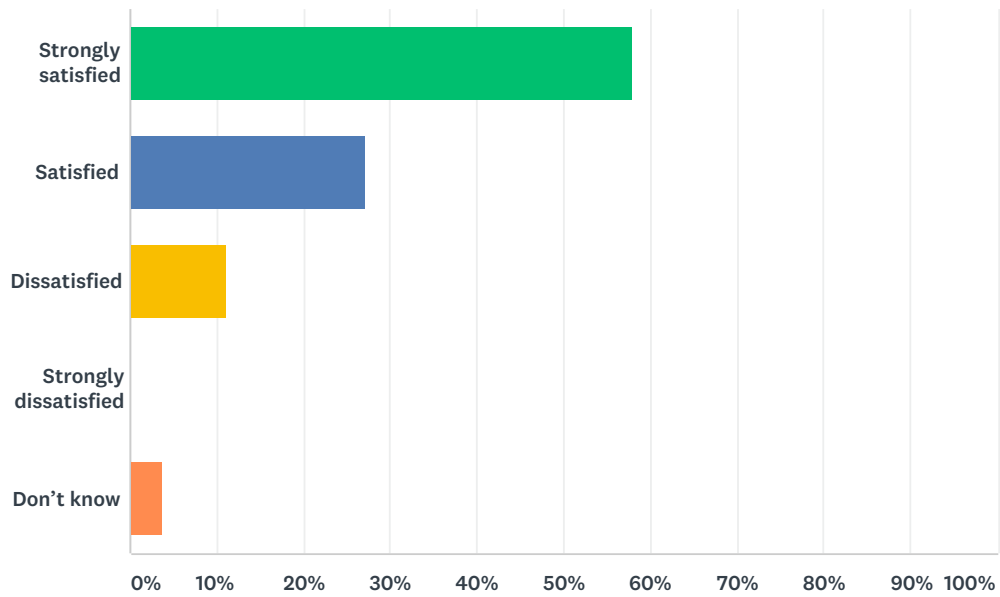
Answered: 81 Skipped: 5



ANSWER CHOICES	RESPONSES	
Strongly satisfied	55.56%	45
Satisfied	32.10%	26
Dissatisfied	8.64%	7
Strongly dissatisfied	1.23%	1
Don't know	2.47%	2
<b>TOTAL</b>		<b>81</b>

## Q10 How satisfied are you with the quality of teaching at your child's school?

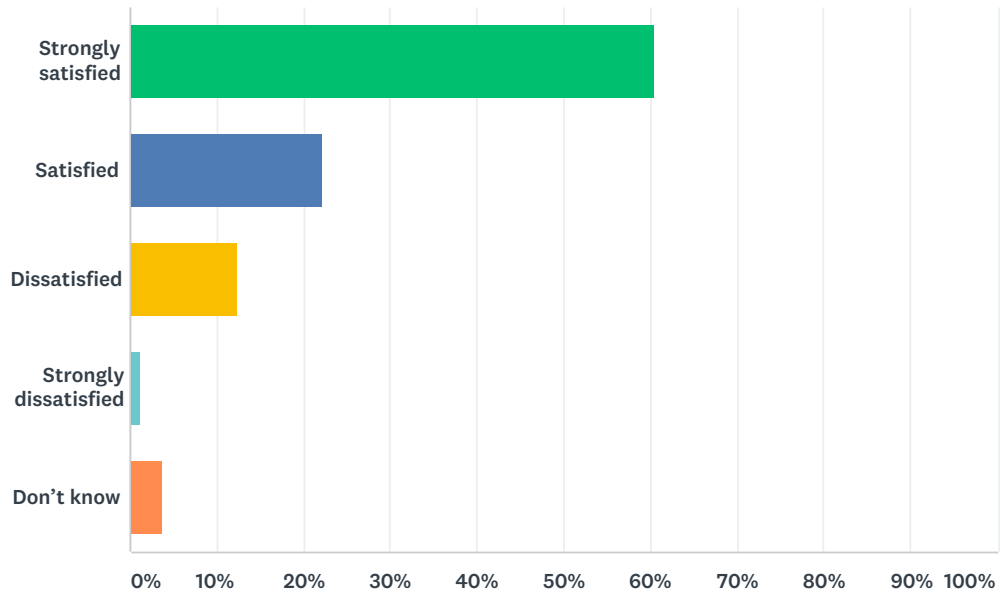
Answered: 81 Skipped: 5



ANSWER CHOICES	RESPONSES	
Strongly satisfied	58.02%	47
Satisfied	27.16%	22
Dissatisfied	11.11%	9
Strongly dissatisfied	0.00%	0
Don't know	3.70%	3
<b>TOTAL</b>		<b>81</b>

## Q11 How satisfied are you with the leadership in your child's school?

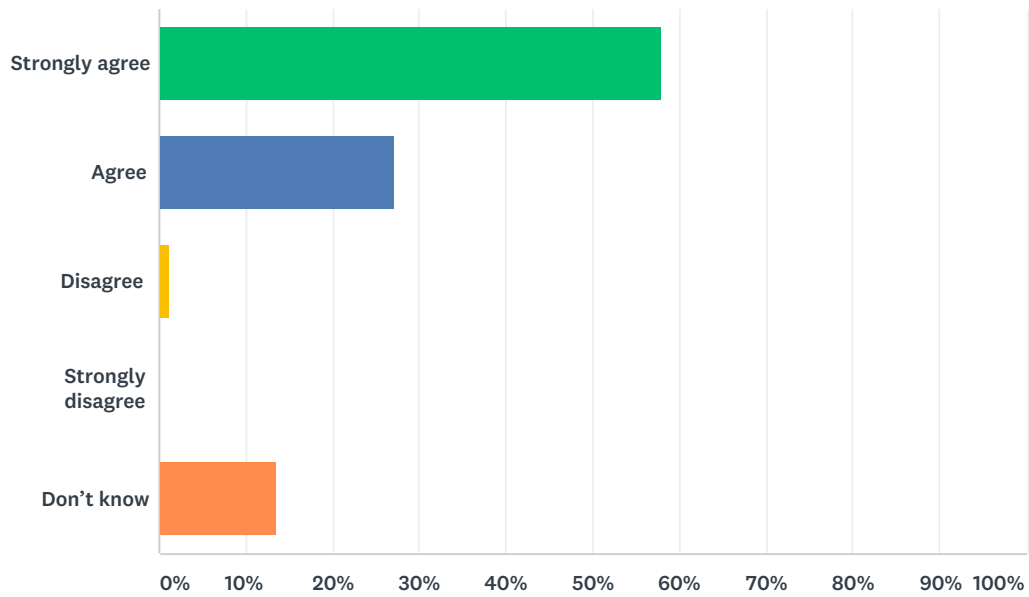
Answered: 81 Skipped: 5



ANSWER CHOICES	RESPONSES	
Strongly satisfied	60.49%	49
Satisfied	22.22%	18
Dissatisfied	12.35%	10
Strongly dissatisfied	1.23%	1
Don't know	3.70%	3
<b>TOTAL</b>		<b>81</b>

## Q12 The rights and responsibilities of citizenship are reinforced in my child's school.

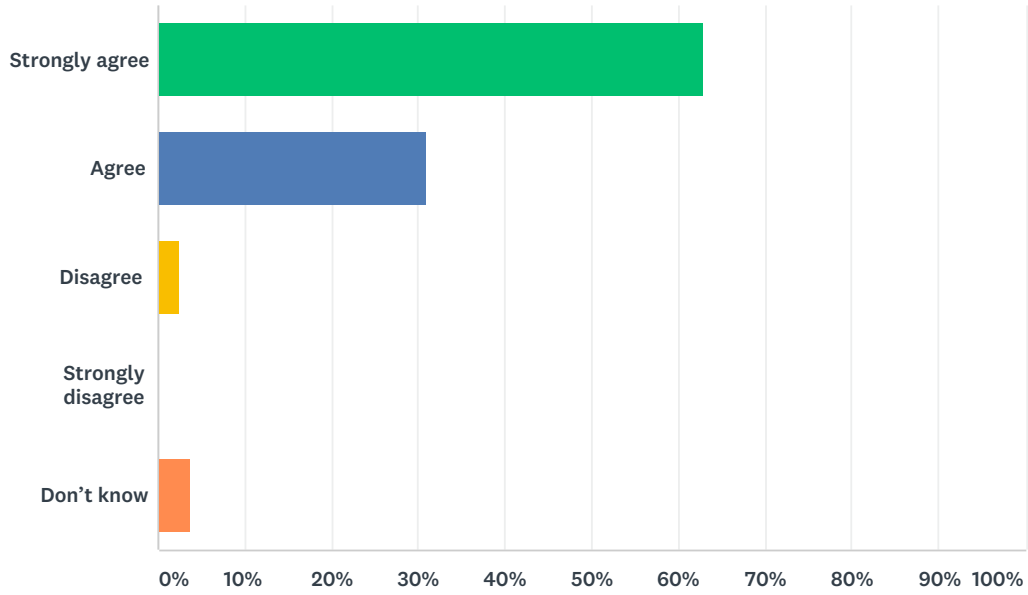
Answered: 81 Skipped: 5



ANSWER CHOICES	RESPONSES	
Strongly agree	58.02%	47
Agree	27.16%	22
Disagree	1.23%	1
Strongly disagree	0.00%	0
Don't know	13.58%	11
<b>TOTAL</b>		<b>81</b>

### Q13 The school staff care about my child.

Answered: 81 Skipped: 5

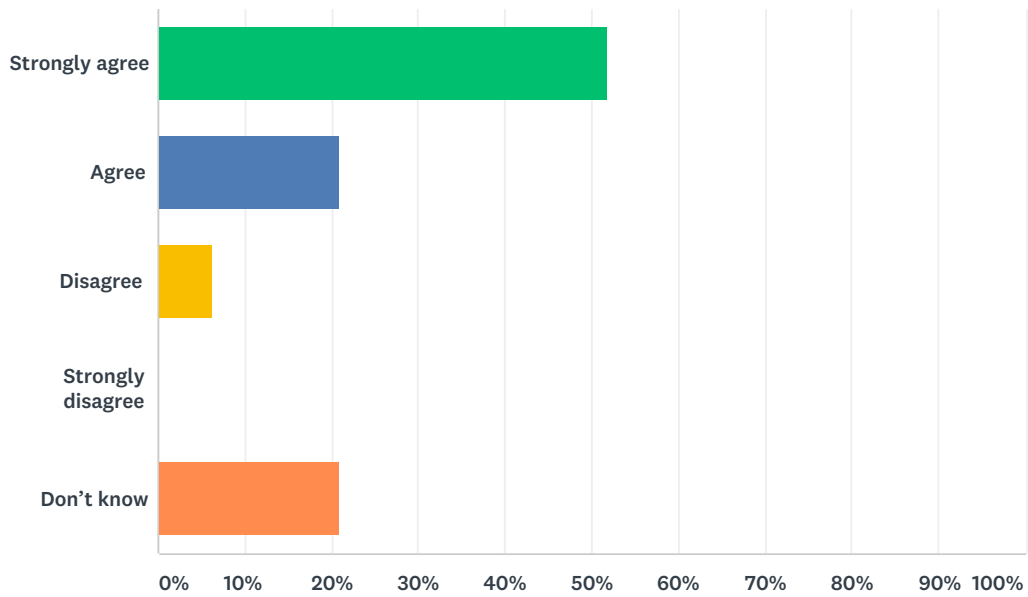


ANSWER CHOICES	RESPONSES	
Strongly agree	62.96%	51
Agree	30.86%	25
Disagree	2.47%	2
Strongly disagree	0.00%	0
Don't know	3.70%	3
<b>TOTAL</b>		<b>81</b>



### Q14 Discipline is handled in a fair and reasonable manner in my child's school.

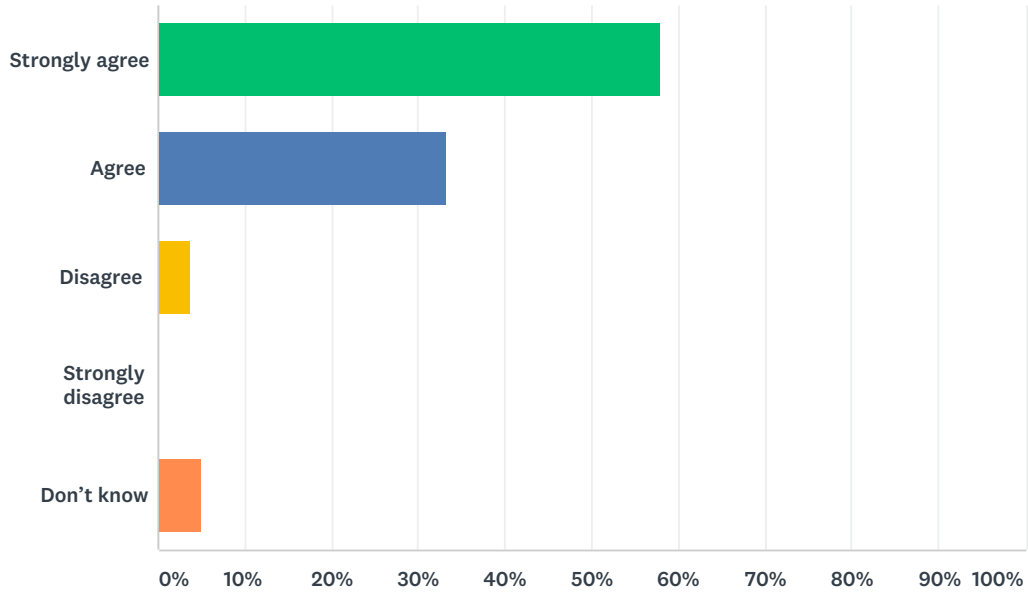
Answered: 81 Skipped: 5



ANSWER CHOICES	RESPONSES	
Strongly agree	51.85%	42
Agree	20.99%	17
Disagree	6.17%	5
Strongly disagree	0.00%	0
Don't know	20.99%	17
<b>TOTAL</b>		<b>81</b>

### Q15 My child's school is safe.

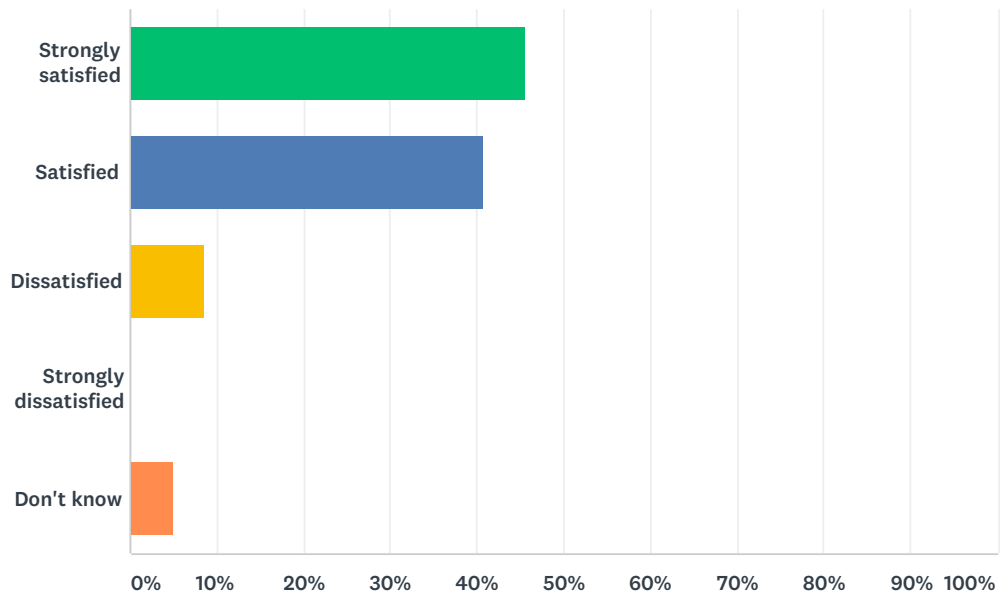
Answered: 81 Skipped: 5



ANSWER CHOICES	RESPONSES	
Strongly agree	58.02%	47
Agree	33.33%	27
Disagree	3.70%	3
Strongly disagree	0.00%	0
Don't know	4.94%	4
<b>TOTAL</b>		<b>81</b>

## Q16 How satisfied are you with the resources available to support your child's learning?

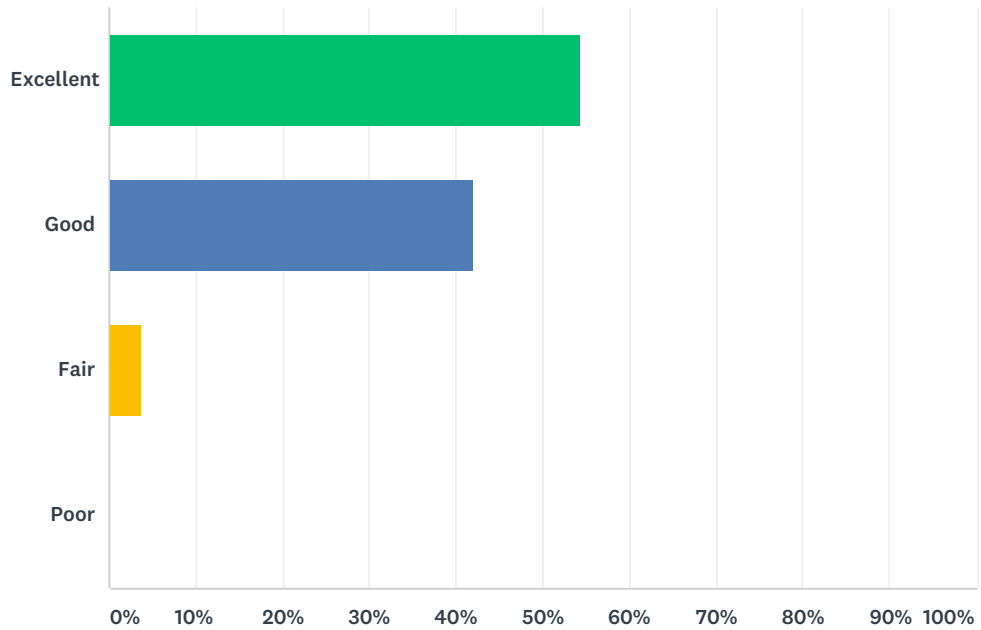
Answered: 81 Skipped: 5



ANSWER CHOICES	RESPONSES	
Strongly satisfied	45.68%	37
Satisfied	40.74%	33
Dissatisfied	8.64%	7
Strongly dissatisfied	0.00%	0
Don't know	4.94%	4
<b>TOTAL</b>		<b>81</b>

### Q17 How would you rate the physical condition of your child's school?

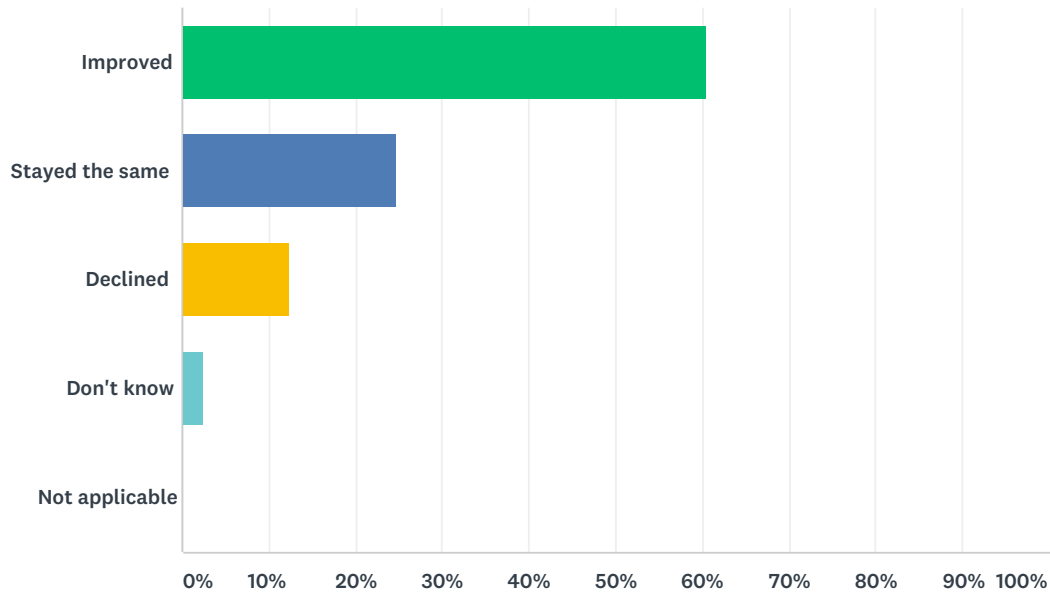
Answered: 81 Skipped: 5



ANSWER CHOICES	RESPONSES	
Excellent	54.32%	44
Good	41.98%	34
Fair	3.70%	3
Poor	0.00%	0
TOTAL		81

### Q18 In your opinion, has the quality of education your child has experienced at school improved, stayed the same or declined in the past three years?

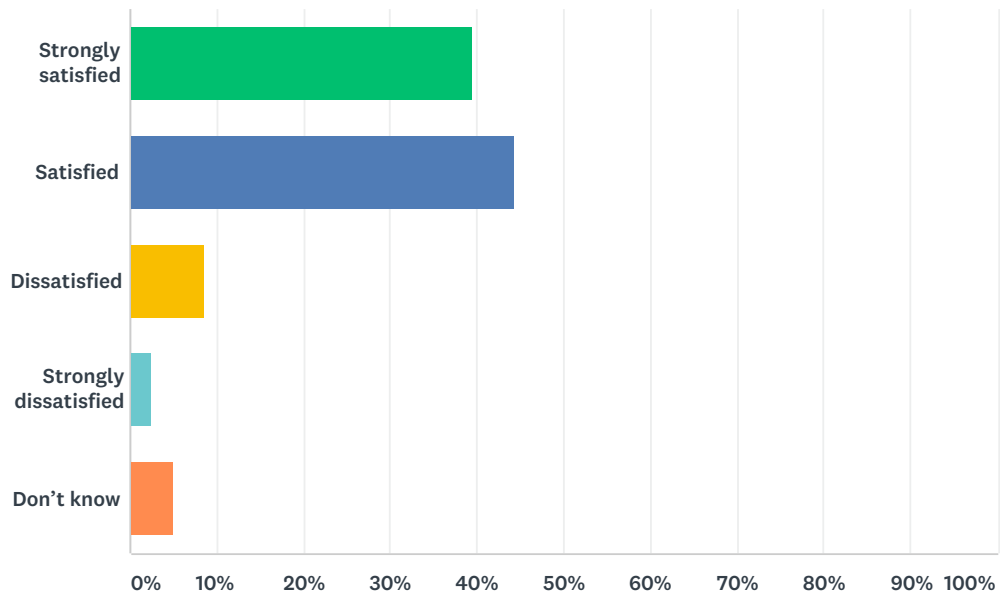
Answered: 81 Skipped: 5



ANSWER CHOICES	RESPONSES	
Improved	60.49%	49
Stayed the same	24.69%	20
Declined	12.35%	10
Don't know	2.47%	2
Not applicable	0.00%	0
<b>TOTAL</b>		<b>81</b>

## Q19 How satisfied are you with the opportunity to be involved in decisions at your child's school?

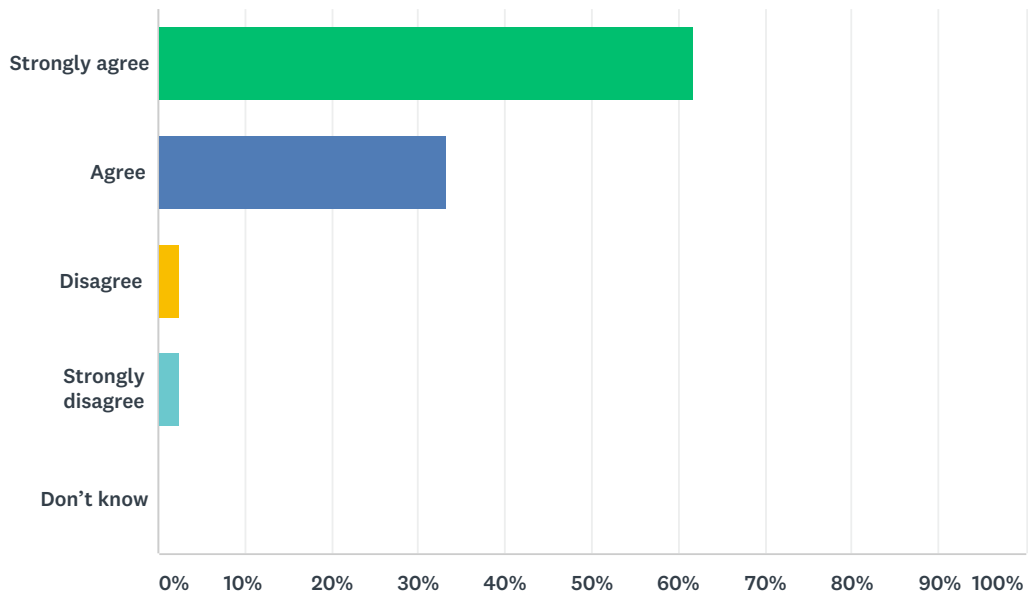
Answered: 81 Skipped: 5



ANSWER CHOICES	RESPONSES	
Strongly satisfied	39.51%	32
Satisfied	44.44%	36
Dissatisfied	8.64%	7
Strongly dissatisfied	2.47%	2
Don't know	4.94%	4
<b>TOTAL</b>		<b>81</b>

## Q20 The school keeps me informed about my child's progress and achievement.

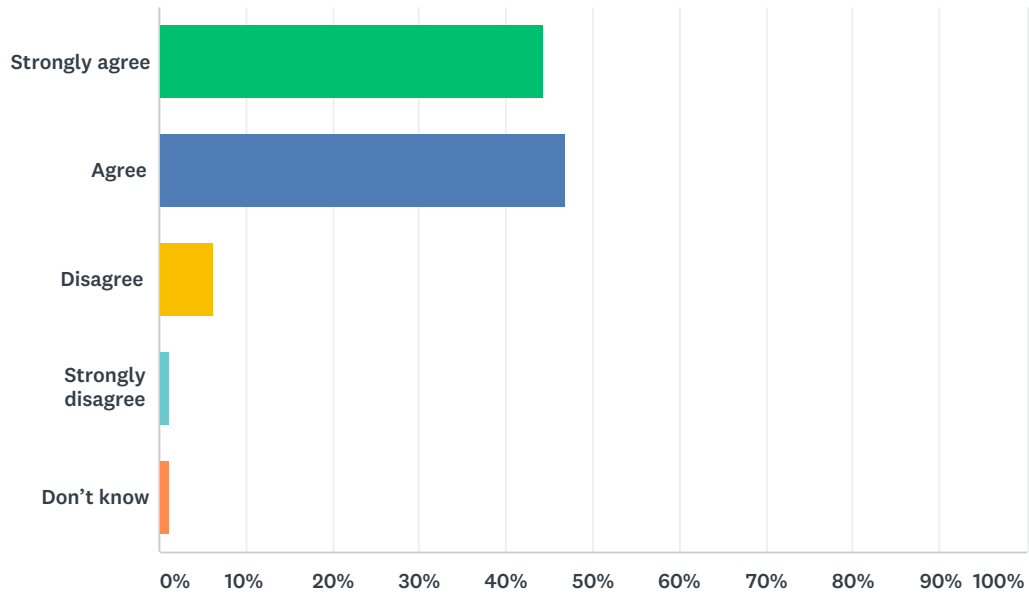
Answered: 81 Skipped: 5



ANSWER CHOICES	RESPONSES	
Strongly agree	61.73%	50
Agree	33.33%	27
Disagree	2.47%	2
Strongly disagree	2.47%	2
Don't know	0.00%	0
<b>TOTAL</b>		<b>81</b>

## Q21 There is open and honest communication within my child's school.

Answered: 81 Skipped: 5

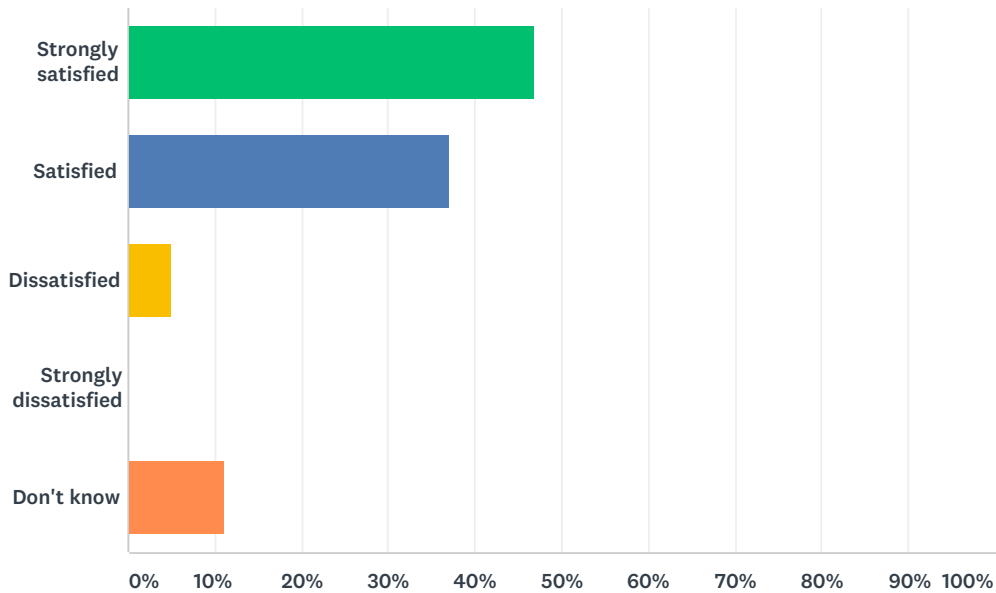


ANSWER CHOICES	RESPONSES	
Strongly agree	44.44%	36
Agree	46.91%	38
Disagree	6.17%	5
Strongly disagree	1.23%	1
Don't know	1.23%	1
<b>TOTAL</b>		<b>81</b>



Q22 How satisfied are you with the community partnerships that may be established at your school? For example: Saffron, KEYS program, Green Certificate, lunch programs, after-school programs, RAP, Tools for School, Scratch Day, Entrepreneurial Adventure, scholarships/grants, etc.

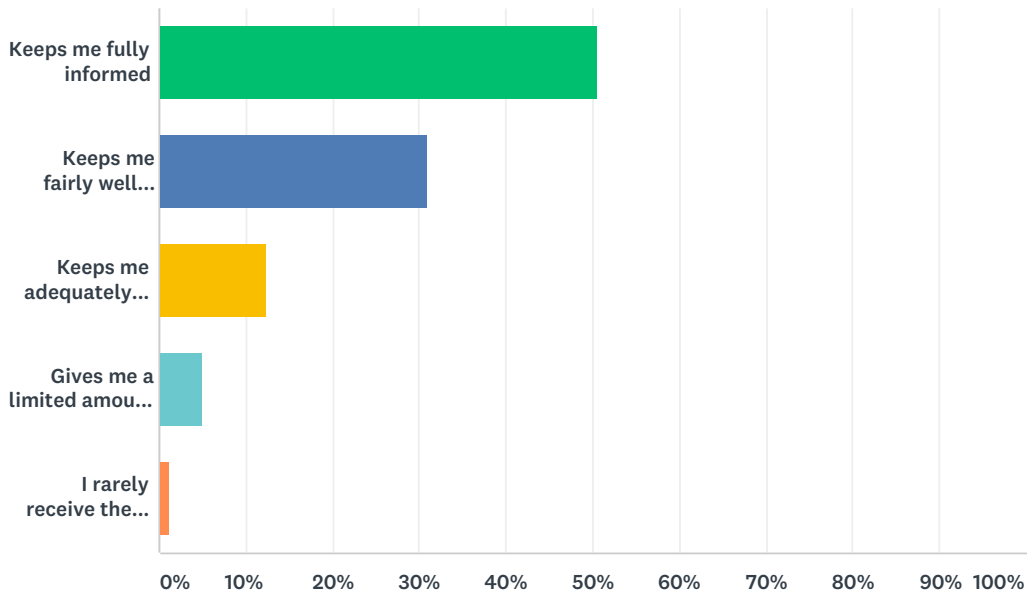
Answered: 81 Skipped: 5



ANSWER CHOICES	RESPONSES	
Strongly satisfied	46.91%	38
Satisfied	37.04%	30
Dissatisfied	4.94%	4
Strongly dissatisfied	0.00%	0
Don't know	11.11%	9
<b>TOTAL</b>		<b>81</b>

Q23 Elk Island Public Schools appreciates the opportunity to stay connected with parents about news, activities, programs and other matters of importance. What is your impression of the communication you receive from your child's school?

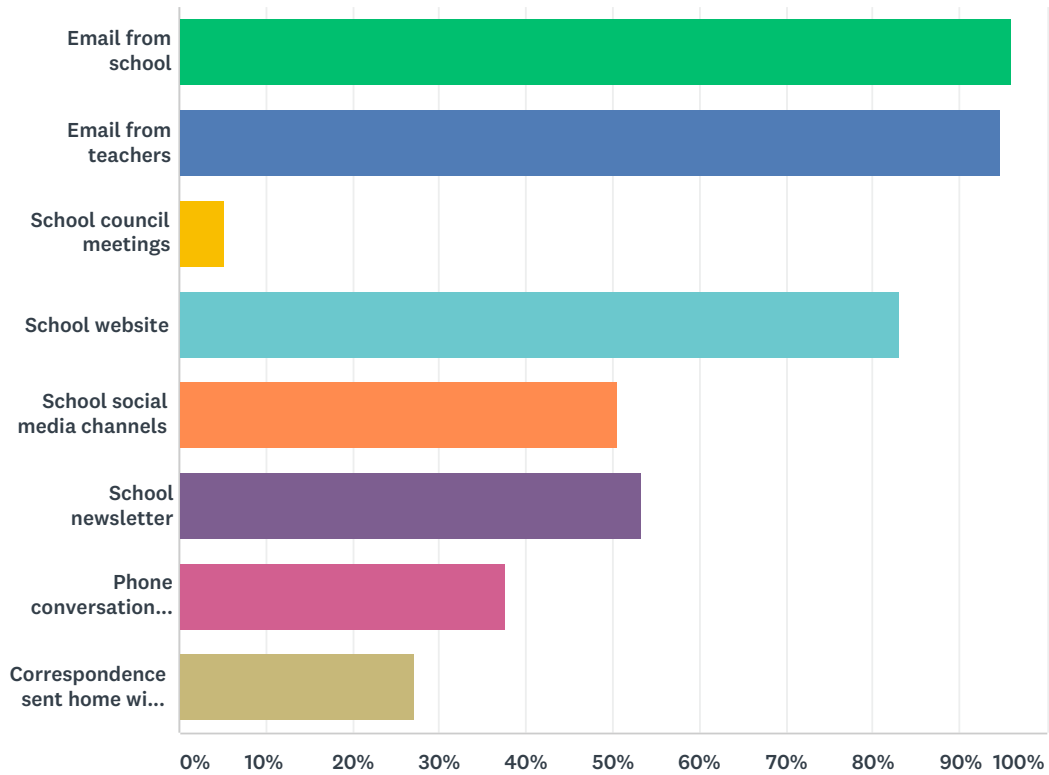
Answered: 81 Skipped: 5



ANSWER CHOICES	RESPONSES	
Keeps me fully informed	50.62%	41
Keeps me fairly well informed	30.86%	25
Keeps me adequately informed	12.35%	10
Gives me a limited amount of information	4.94%	4
I rarely receive the information I need	1.23%	1
<b>TOTAL</b>		<b>81</b>

### Q24 Do you regularly make use of the following to keep up to date on school activities, programs, etc.? Check all that apply.

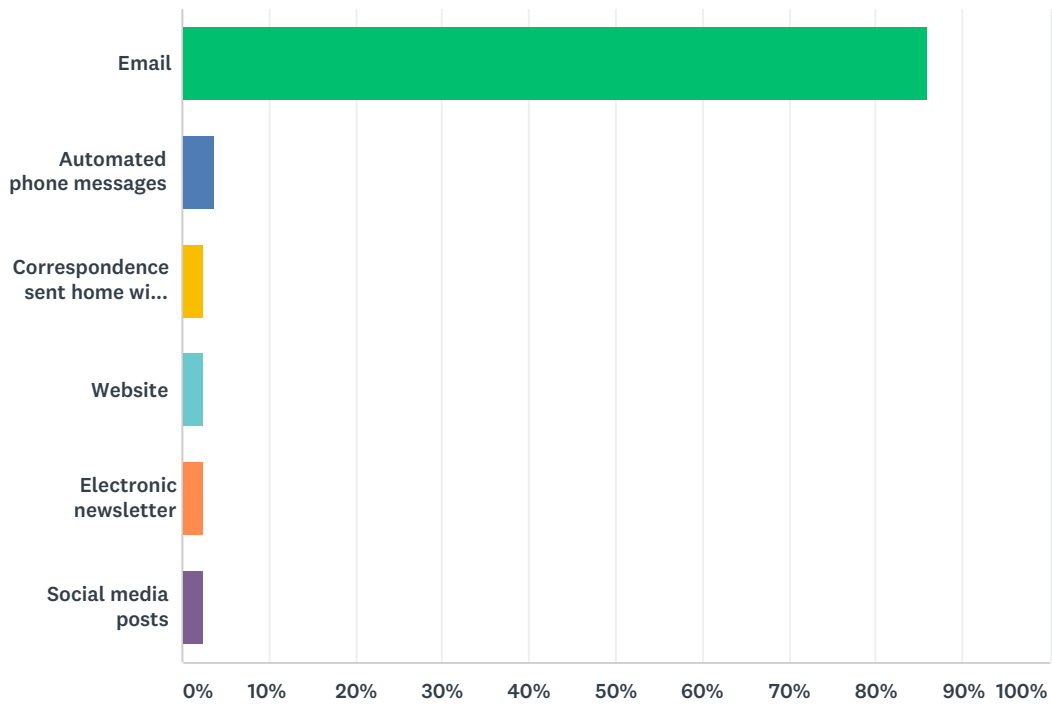
Answered: 77 Skipped: 9



ANSWER CHOICES	RESPONSES	
Email from school	96.10%	74
Email from teachers	94.81%	73
School council meetings	5.19%	4
School website	83.12%	64
School social media channels	50.65%	39
School newsletter	53.25%	41
Phone conversations with school and/or teachers	37.66%	29
Correspondence sent home with your child	27.27%	21
Total Respondents: 77		

## Q25 What is your most preferred method of communication from the school and Division?

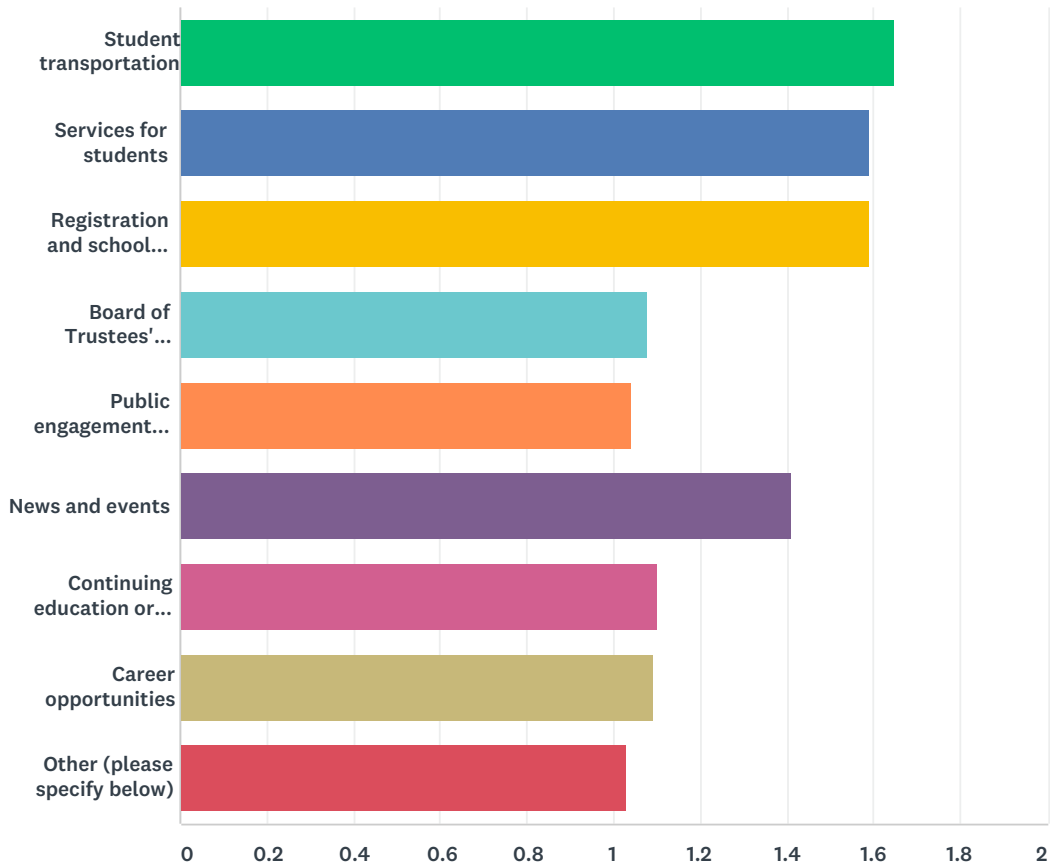
Answered: 78 Skipped: 8



ANSWER CHOICES	RESPONSES	
Email	85.90%	67
Automated phone messages	3.85%	3
Correspondence sent home with your child	2.56%	2
Website	2.56%	2
Electronic newsletter	2.56%	2
Social media posts	2.56%	2
<b>TOTAL</b>		<b>78</b>

Q26 Do you visit the Division website (www.eips.ca) for information on:

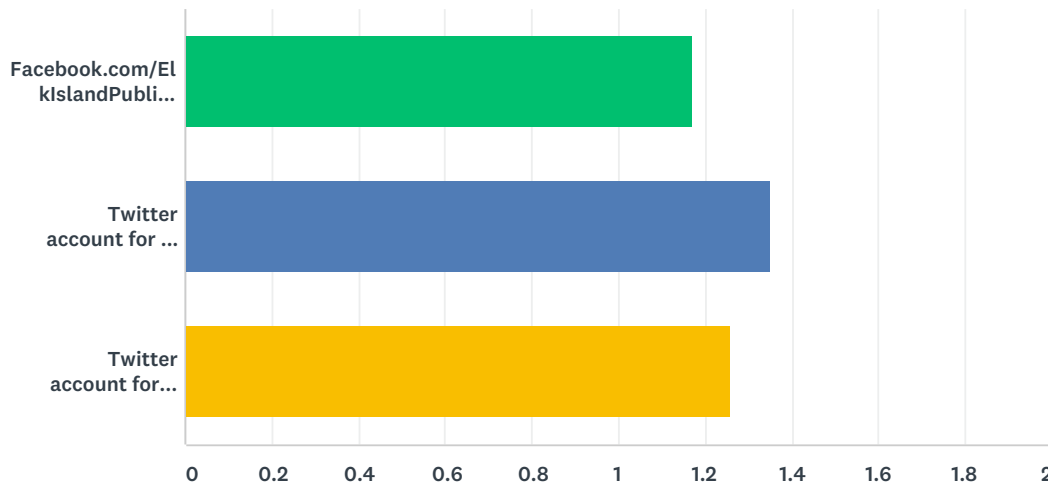
Answered: 78 Skipped: 8



	YES	NO	TOTAL	WEIGHTED AVERAGE
Student transportation	65.38% 51	34.62% 27	78	1.65
Services for students	58.97% 46	41.03% 32	78	1.59
Registration and school boundaries	58.97% 46	41.03% 32	78	1.59
Board of Trustees' meetings	7.69% 6	92.31% 72	78	1.08
Public engagement initiatives	3.85% 3	96.15% 75	78	1.04
News and events	41.03% 32	58.97% 46	78	1.41
Continuing education or summer courses	10.26% 8	89.74% 70	78	1.10
Career opportunities	8.97% 7	91.03% 71	78	1.09
Other (please specify below)	2.56% 2	97.44% 76	78	1.03

### Q27 Elk Island Public Schools shares news and information on its social media channels. Do you follow:

Answered: 78 Skipped: 8



	YES	NO	TOTAL	WEIGHTED AVERAGE
Facebook.com/ElkIslandPublicSchools	16.67% 13	83.33% 65	78	1.17
Twitter account for the Division (@eips)	34.62% 27	65.38% 51	78	1.35
Twitter account for EIPS Student Transportation (@eipsST)	25.64% 20	74.36% 58	78	1.26